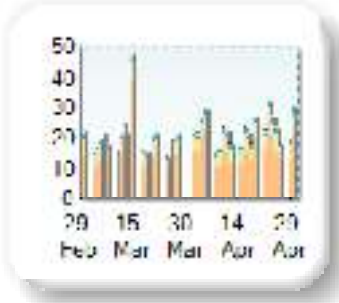


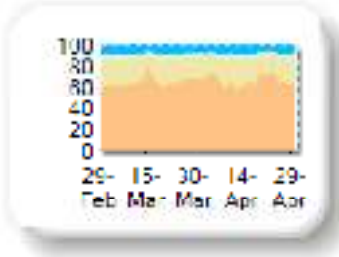
### Market Share

Rank	Venue	Market Share	Change
1	XMAD	68.31%	+2.06
2	CEUX	20.71%	-1.24
3	AQEU	6.43%	-0.58
4	TQEX	4.09%	-0.26
5	BATE	0.35%	+0.02
6	TRQX	0.08%	-0.01
7	CHIX	0.03%	+0.01
8	AQXE	0.00%	0.00

Volume Trend



Market Share Trend



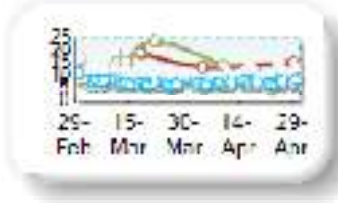
Market share is based on on-book value traded during continuous trading. The share is calculated by averaging over all stocks in the index. The current value shown is for last week and the change is relative to the previous week.

### Spreads

At touch

Rank	Venue	Spread (bps)	Change
1	XMAD	6.42	+0.20
2	CEUX	6.82	+0.54
3	AQEU	7.45	+0.04
4	TQEX	10.51	-0.13
5	CHIX	54.52	-78.67
6	BATE	110.39	+1.32

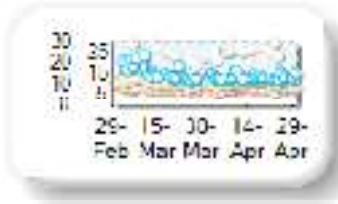
Monthly Spread Trend



25k EUR deal

Rank	Venue	Spread (bps)	Change
1	XMAD	7.92	+0.11
2	CEUX	11.11	+0.03
3	AQEU	13.34	-3.13
4	TQEX	28.85	-1.59
5	CHIX	180.31	+17.00
6	BATE	215.48	+0.07

Monthly Spread Trend



Spreads measure the bid to offer spread of the best visible orders in the book. The result is averaged over the stocks in the index and is based on measurements of the order books every 30 seconds. The value for the spread is quoted in basis points (0.01%).

### Book Depths

10BPS Depth (top of book)

Rank	Venue	Depth (1K EUR)	Change
1	XMAD	185.5	-40.6
2	CEUX	67.9	-8.2
3	AQEU	56.7	+4.3
4	TQEX	17.1	-0.8
5	CHIX	2.9	+0.8
6	BATE	1.4	-0.5

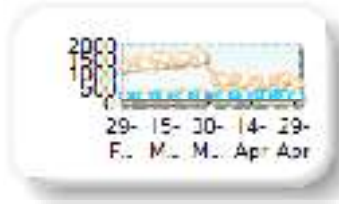
Monthly Depth Trend



50BPS Depth (deeper into book)

Rank	Venue	Depth (1K EUR)	Change
1	XMAD	768.7	-673.2
2	CEUX	301.9	+0.8
3	AQEU	230.9	+25.8
4	TQEX	98.2	+6.6
5	CHIX	11.7	-2.0
6	BATE	10.6	-2.6

Monthly Depth Trend



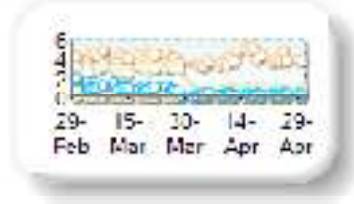
Market depth measures the amount of visible liquidity (bids and offers) in the order book within 10 or 50 BPS of mid price. The result is averaged over the stocks in the index and is based on measurements of the order book every 30 seconds. This is quoted in '000s of EUR.

### Best Prices

At touch

Rank	Venue	Best Price (%)	Change
1	XMAD	3.98	-0.21
2	CEUX	0.84	-2.11
3	AQEU	0.32	-0.68
4	TQEX	0.21	-0.46
5	BATE	0.09	-0.01
6	CHIX	0.00	0.00
7	TRQX	0.00	+0.00
8	AQXE	0.00	+0.00

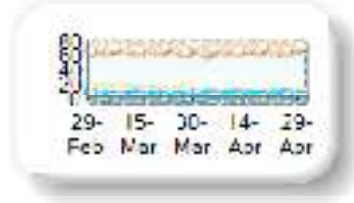
Best Prices Trend



25k EUR deal

Rank	Venue	Best Price (%)	Change
1	XMAD	69.44	-0.45
2	CEUX	7.68	-4.30
3	AQEU	3.76	+0.46
4	TQEX	0.24	-0.22
5	BATE	0.00	0.00
6	CHIX	0.00	+0.00
7	TRQX	0.00	+0.00
8	AQXE	0.00	+0.00

Best Prices Trend

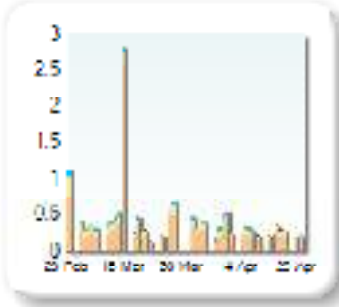


Best Price % measures how often each venue posts an absolute best price (no ties) for stocks. The result is averaged over the stocks in the index and is based on measurements of the order book every 5 seconds.

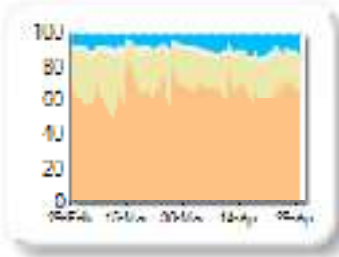
### Market Share

Rank	Venue	Market Share	Change
1	XMAD	68.00%	-3.85
2	CEUX	19.49%	+0.16
3	AQEU	9.22%	+3.70
4	TQEX	2.99%	-0.07
5	BATE	0.29%	+0.09
6	TRQX	0.00%	-0.02
7	CHIX	0.00%	0.00

Volume Trend



Market Share Trend



Market share is based on on-book value traded during continuous trading. The share is calculated by averaging over all stocks in the index. The current value shown is for last week and the change is relative to the previous week.

### Spreads

At touch

Rank	Venue	Spread (bps)	Change
1	XMAD	8.69	+2.85
2	CEUX	8.86	+3.31
3	AQEU	8.97	+2.36
4	TQEX	11.14	-1.81

Monthly Spread Trend



25k EUR deal

Rank	Venue	Spread (bps)	Change
1	XMAD	10.28	+2.63
2	AQEU	12.54	-4.37
3	CEUX	15.87	+2.88
4	TQEX	40.31	-9.74

Monthly Spread Trend




Spreads measure the bid to offer spread of the best visible orders in the book. The result is averaged over the stocks in the index and is based on measurements of the order books every 30 seconds. The value for the spread is quoted in basis points (0.01%).

### Book Depths

10BPS Depth (top of book)

Rank	Venue	Depth (1K EUR)	Change
1	XMAD	125.4	-113.9
2	AQEU	55.7	+16.6
3	CEUX	41.9	-17.3
4	TQEX	10.8	-0.9

Monthly Depth Trend



50BPS Depth (deeper into book)

Rank	Venue	Depth (1K EUR)	Change
1	XMAD	880.5	-481.8
2	AQEU	258.1	+96.4
3	CEUX	235.0	-5.4
4	TQEX	70.2	+25.0

Monthly Depth Trend




Market depth measures the amount of visible liquidity (bids and offers) in the order book within 10 or 50 BPS of mid price. The result is averaged over the stocks in the index and is based on measurements of the order book every 30 seconds. This is quoted in '000s of EUR.

### Best Prices

At touch

Rank	Venue	Best Price (%)	Change
1	XMAD	1.16	-2.86
2	CEUX	0.32	-4.13
3	AQEU	0.26	-0.78
4	TQEX	0.10	-0.37
5	BATE	0.10	-0.03
6	CHIX	0.00	+0.00
7	TRQX	0.00	+0.00


Best Prices Trend



25k EUR deal

Rank	Venue	Best Price (%)	Change
1	XMAD	53.14	-32.57
2	AQEU	10.94	+9.92
3	CEUX	4.67	-6.42
4	TQEX	0.18	+0.12
5	CHIX	0.00	+0.00
6	TRQX	0.00	+0.00
7	BATE	0.00	+0.00

Best Prices Trend

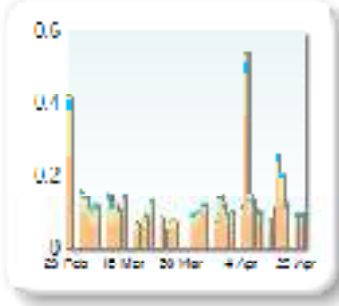


Best Price % measures how often each venue posts an absolute best price (no ties) for stocks. The result is averaged over the stocks in the index and is based on measurements of the order book every 5 seconds.

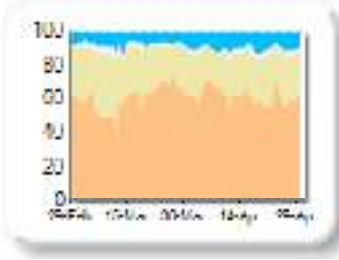
### Market Share

Rank	Venue	Market Share	Change
1	XMAD	<b>62.96%</b>	+3.54
2	CEUX	<b>24.24%</b>	-5.59
3	AQEU	<b>8.83%</b>	+1.65
4	TQEX	<b>3.24%</b>	-0.13
5	BATE	<b>0.70%</b>	+0.52
6	TRQX	<b>0.03%</b>	+0.01
7	CHIX	<b>0.01%</b>	+0.01

Volume Trend



Market Share Trend



Market share is based on on-book value traded during continuous trading. The share is calculated by averaging over all stocks in the index. The current value shown is for last week and the change is relative to the previous week.

### Spreads

At touch

Rank	Venue	Spread (bps)	Change
1	XMAD	<b>12.53</b>	+5.55
2	CEUX	<b>12.88</b>	+6.02
3	AQEU	<b>13.16</b>	+5.31
4	TQEX	<b>24.36</b>	-7.40

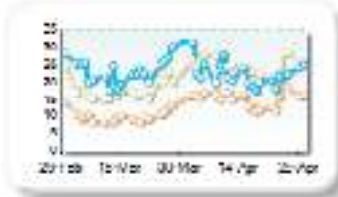
Monthly Spread Trend



25k EUR deal

Rank	Venue	Spread (bps)	Change
1	XMAD	<b>15.53</b>	+5.41
2	AQEU	<b>23.50</b>	+0.08
3	CEUX	<b>24.44</b>	+6.49
4	TQEX	<b>75.12</b>	n/a

Monthly Spread Trend



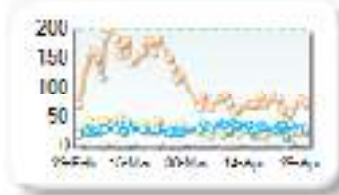
Spreads measure the bid to offer spread of the best visible orders in the book. The result is averaged over the stocks in the index and is based on measurements of the order books every 30 seconds. The value for the spread is quoted in basis points (0.01%).

### Book Depths

10BPS Depth (top of book)

Rank	Venue	Depth (1K EUR)	Change
1	XMAD	<b>70.6</b>	-82.0
2	AQEU	<b>32.0</b>	+4.2
3	CEUX	<b>24.7</b>	-13.3
4	TQEX	<b>4.3</b>	+1.8

Monthly Depth Trend



50BPS Depth (deeper into book)

Rank	Venue	Depth (1K EUR)	Change
1	XMAD	<b>832.8</b>	-151.0
2	CEUX	<b>169.7</b>	-14.8
3	AQEU	<b>163.3</b>	+36.2
4	TQEX	<b>38.6</b>	+11.6

Monthly Depth Trend



Market depth measures the amount of visible liquidity (bids and offers) in the order book within 10 or 50 BPS of mid price. The result is averaged over the stocks in the index and is based on measurements of the order book every 30 seconds. This is quoted in '000s of EUR.

### Best Prices

At touch

Rank	Venue	Best Price (%)	Change
1	XMAD	<b>1.64</b>	-6.36
2	CEUX	<b>0.33</b>	-6.46
3	AQEU	<b>0.21</b>	-1.59
4	TQEX	<b>0.07</b>	-0.60
5	CHIX	<b>0.00</b>	+0.00
6	TRQX	<b>0.00</b>	+0.00
7	BATE	<b>0.00</b>	+0.00


Best Prices Trend



25k EUR deal

Rank	Venue	Best Price (%)	Change
1	XMAD	<b>75.00</b>	-16.24
2	AQEU	<b>9.54</b>	+8.53
3	CEUX	<b>4.08</b>	-3.43
4	TQEX	<b>0.02</b>	+0.01
5	CHIX	<b>0.00</b>	+0.00
6	TRQX	<b>0.00</b>	+0.00
7	BATE	<b>0.00</b>	+0.00

Best Prices Trend

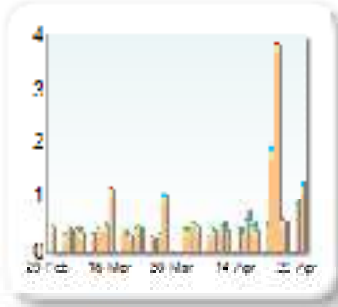


Best Price % measures how often each venue posts an absolute best price (no ties) for stocks. The result is averaged over the stocks in the index and is based on measurements of the order book every 5 seconds.

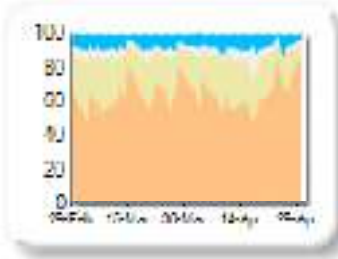
### Market Share

Rank	Venue	Market Share	Change
1	XMAD	<b>74.34%</b>	+7.13
2	CEUX	<b>15.69%</b>	-5.93
3	AQEU	<b>5.23%</b>	-1.79
4	TQEX	<b>4.25%</b>	+0.48
5	BATE	<b>0.47%</b>	+0.15
6	CHIX	<b>0.01%</b>	+0.01
7	TRQX	<b>0.01%</b>	-0.05
8	AQXE	<b>0.00%</b>	+0.00

Volume Trend



Market Share Trend




Market share is based on on-book value traded during continuous trading. The share is calculated by averaging over all stocks in the index. The current value shown is for last week and the change is relative to the previous week.

### Spreads

At touch

Rank	Venue	Spread (bps)	Change
1	XMAD	<b>9.51</b>	+3.62
2	CEUX	<b>9.67</b>	+4.05
3	AQEU	<b>10.09</b>	+3.33
4	TQEX	<b>11.64</b>	+2.12
5	BATE	<b>104.71</b>	-13.59

Monthly Spread Trend



25k EUR deal

Rank	Venue	Spread (bps)	Change
1	XMAD	<b>10.79</b>	+2.98
2	CEUX	<b>13.26</b>	+2.53
3	AQEU	<b>13.76</b>	+0.20
4	TQEX	<b>36.02</b>	-7.39

Monthly Spread Trend




Spreads measure the bid to offer spread of the best visible orders in the book. The result is averaged over the stocks in the index and is based on measurements of the order books every 30 seconds. The value for the spread is quoted in basis points (0.01%).

### Book Depths

10BPS Depth (top of book)

Rank	Venue	Depth (1K EUR)	Change
1	XMAD	<b>149.6</b>	-117.9
2	CEUX	<b>63.6</b>	-14.1
3	AQEU	<b>57.0</b>	-0.6
4	TQEX	<b>15.3</b>	-0.6
5	BATE	<b>0.4</b>	+0.0

Monthly Depth Trend



50BPS Depth (deeper into book)

Rank	Venue	Depth (1K EUR)	Change
1	XMAD	<b>987.6</b>	-359.9
2	CEUX	<b>300.6</b>	-18.4
3	AQEU	<b>289.8</b>	+62.6
4	TQEX	<b>111.9</b>	+28.3
5	BATE	<b>9.4</b>	+0.2

Monthly Depth Trend




Market depth measures the amount of visible liquidity (bids and offers) in the order book within 10 or 50 BPS of mid price. The result is averaged over the stocks in the index and is based on measurements of the order book every 30 seconds. This is quoted in '000s of EUR.

### Best Prices

At touch

Rank	Venue	Best Price (%)	Change
1	XMAD	<b>1.00</b>	-3.40
2	CEUX	<b>0.39</b>	-4.19
3	BATE	<b>0.27</b>	+0.18
4	AQEU	<b>0.14</b>	-0.60
5	TQEX	<b>0.13</b>	-0.42
6	CHIX	<b>0.00</b>	+0.00
7	TRQX	<b>0.00</b>	+0.00
8	AQXE	<b>0.00</b>	+0.00


Best Prices Trend



25k EUR deal

Rank	Venue	Best Price (%)	Change
1	XMAD	<b>39.45</b>	-30.41
2	CEUX	<b>7.44</b>	-12.32
3	AQEU	<b>4.31</b>	+0.41
4	TQEX	<b>0.22</b>	-0.08
5	CHIX	<b>0.00</b>	+0.00
6	TRQX	<b>0.00</b>	+0.00
7	BATE	<b>0.00</b>	+0.00
8	AQXE	<b>0.00</b>	+0.00

Best Prices Trend

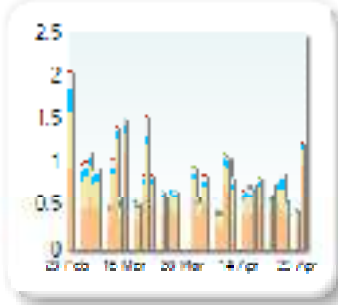


Best Price % measures how often each venue posts an absolute best price (no ties) for stocks. The result is averaged over the stocks in the index and is based on measurements of the order book every 5 seconds.

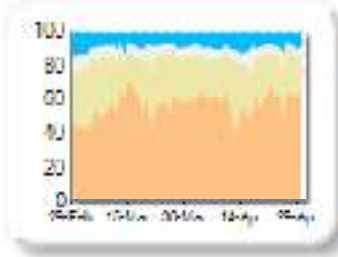
### Market Share

Rank	Venue	Market Share	Change
1	XMAD	60.31%	+5.96
2	CEUX	24.82%	-4.14
3	AQEU	8.36%	-0.14
4	TQEX	6.20%	-1.34
5	BATE	0.24%	-0.24
6	TRQX	0.06%	-0.10
7	CHIX	0.00%	-0.01
8	AQXE	0.00%	+0.00

Volume Trend



Market Share Trend



### Spreads

At touch

Rank	Venue	Spread (bps)	Change
1	XMAD	6.24	0.00
2	CEUX	6.39	+0.70
3	AQEU	7.25	+0.68
4	TQEX	9.12	+1.55
5	BATE	111.23	n/a


Monthly Spread Trend



25k EUR deal

Rank	Venue	Spread (bps)	Change
1	XMAD	7.88	+0.16
2	CEUX	10.69	+2.20
3	AQEU	13.60	+1.63
4	TQEX	31.39	+8.78

Monthly Spread Trend




### Book Depths

10BPS Depth (top of book)

Rank	Venue	Depth (1K EUR)	Change
1	XMAD	223.6	-8.2
2	CEUX	73.6	-40.8
3	AQEU	47.9	-10.0
4	TQEX	19.6	-13.3
5	BATE	0.5	+0.0


Monthly Depth Trend



50BPS Depth (deeper into book)

Rank	Venue	Depth (1K EUR)	Change
1	XMAD	680.3	-998.6
2	CEUX	378.9	-45.6
3	AQEU	258.7	-9.7
4	TQEX	116.1	-19.1
5	BATE	14.0	+2.0

Monthly Depth Trend



### Best Prices

At touch

Rank	Venue	Best Price (%)	Change
1	XMAD	2.06	+0.48
2	CEUX	1.06	-1.65
3	TQEX	0.42	-0.07
4	BATE	0.32	+0.16
5	AQEU	0.28	-0.07
6	CHIX	0.00	+0.00
7	TRQX	0.00	+0.00
8	AQXE	0.00	+0.00

Best Prices Trend



25k EUR deal

Rank	Venue	Best Price (%)	Change
1	XMAD	68.01	+24.11
2	CEUX	14.21	-13.20
3	AQEU	2.25	-0.46
4	TQEX	0.78	-0.55
5	CHIX	0.00	+0.00
6	TRQX	0.00	+0.00
7	BATE	0.00	+0.00
8	AQXE	0.00	+0.00

Best Prices Trend



Market share is based on on-book value traded during continuous trading. The share is calculated by averaging over all stocks in the index. The current value shown is for last week and the change is relative to the previous week.

Spreads measure the bid to offer spread of the best visible orders in the book. The result is averaged over the stocks in the index and is based on measurements of the order books every 30 seconds. The value for the spread is quoted in basis points (0.01%).

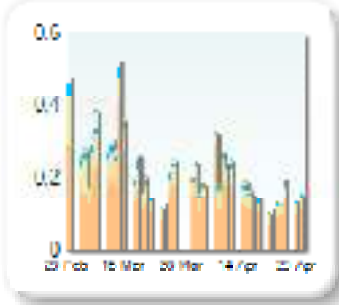
Market depth measures the amount of visible liquidity (bids and offers) in the order book within 10 or 50 BPS of mid price. The result is averaged over the stocks in the index and is based on measurements of the order book every 30 seconds. This is quoted in '000s of EUR.

Best Price % measures how often each venue posts an absolute best price (no ties) for stocks. The result is averaged over the stocks in the index and is based on measurements of the order book every 5 seconds.

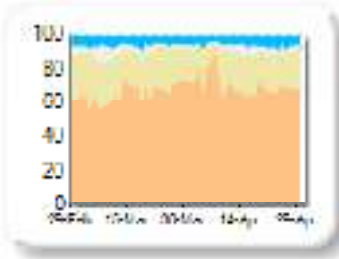
### Market Share

Rank	Venue	Market Share	Change
1	XMAD	<b>71.31%</b>	+6.14
2	CEUX	<b>19.18%</b>	-4.38
3	AQEU	<b>6.02%</b>	-0.30
4	TQEX	<b>3.09%</b>	-1.59
5	BATE	<b>0.40%</b>	+0.18
6	TRQX	<b>0.00%</b>	-0.05

Volume Trend



Market Share Trend




Market share is based on on-book value traded during continuous trading. The share is calculated by averaging over all stocks in the index. The current value shown is for last week and the change is relative to the previous week.

### Spreads

At touch

Rank	Venue	Spread (bps)	Change
1	XMAD	<b>14.86</b>	+4.72
2	CEUX	<b>15.50</b>	+5.47
3	AQEU	<b>16.31</b>	+4.61
4	TQEX	<b>25.25</b>	-5.30

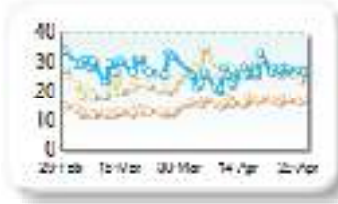
Monthly Spread Trend



25k EUR deal

Rank	Venue	Spread (bps)	Change
1	XMAD	<b>16.79</b>	+3.83
2	AQEU	<b>25.98</b>	-3.11
3	CEUX	<b>27.43</b>	+5.69
4	TQEX	<b>74.17</b>	-62.17

Monthly Spread Trend



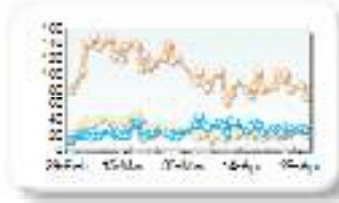
Spreads measure the bid to offer spread of the best visible orders in the book. The result is averaged over the stocks in the index and is based on measurements of the order books every 30 seconds. The value for the spread is quoted in basis points (0.01%).

### Book Depths

10BPS Depth (top of book)

Rank	Venue	Depth (1K EUR)	Change
1	XMAD	<b>86.9</b>	-39.6
2	AQEU	<b>31.9</b>	+9.8
3	CEUX	<b>22.1</b>	-12.8
4	TQEX	<b>4.6</b>	+1.2

Monthly Depth Trend



50BPS Depth (deeper into book)

Rank	Venue	Depth (1K EUR)	Change
1	XMAD	<b>1,075.4</b>	+9.2
2	AQEU	<b>185.5</b>	+46.2
3	CEUX	<b>172.5</b>	-50.9
4	TQEX	<b>45.9</b>	+7.0

Monthly Depth Trend




Market depth measures the amount of visible liquidity (bids and offers) in the order book within 10 or 50 BPS of mid price. The result is averaged over the stocks in the index and is based on measurements of the order book every 30 seconds. This is quoted in '000s of EUR.

### Best Prices

At touch

Rank	Venue	Best Price (%)	Change
1	XMAD	<b>1.95</b>	-1.63
2	CEUX	<b>0.43</b>	-3.89
3	TQEX	<b>0.23</b>	-0.13
4	AQEU	<b>0.23</b>	-0.96
5	TRQX	<b>0.00</b>	+0.00
6	BATE	<b>0.00</b>	+0.00

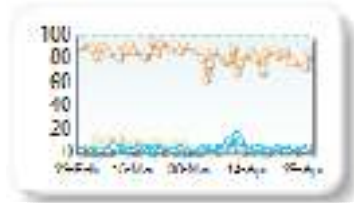
Best Prices Trend



25k EUR deal

Rank	Venue	Best Price (%)	Change
1	XMAD	<b>78.67</b>	-9.29
2	AQEU	<b>4.63</b>	+2.55
3	CEUX	<b>1.96</b>	-5.56
4	TQEX	<b>0.09</b>	-0.04
5	TRQX	<b>0.00</b>	+0.00
6	BATE	<b>0.00</b>	+0.00

Best Prices Trend

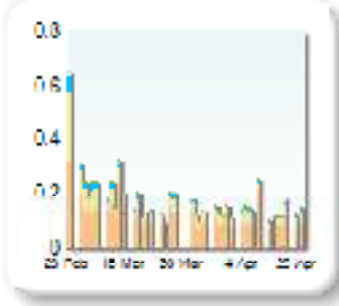


Best Price % measures how often each venue posts an absolute best price (no ties) for stocks. The result is averaged over the stocks in the index and is based on measurements of the order book every 5 seconds.

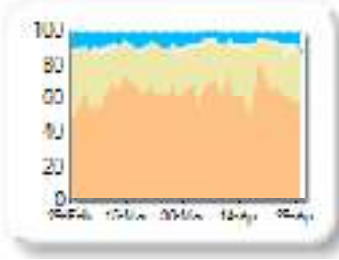
### Market Share

Rank	Venue	Market Share	Change
1	XMAD	65.51%	+3.82
2	CEUX	25.57%	-1.71
3	AQEU	5.97%	-1.95
4	TQEX	2.48%	-0.01
5	BATE	0.43%	-0.16
6	TRQX	0.04%	-0.01
7	CHIX	0.01%	+0.01

Volume Trend



Market Share Trend




Market share is based on on-book value traded during continuous trading. The share is calculated by averaging over all stocks in the index. The current value shown is for last week and the change is relative to the previous week.

### Spreads

At touch

Rank	Venue	Spread (bps)	Change
1	XMAD	13.48	-2.36
2	CEUX	14.53	-1.25
3	AQEU	16.81	-1.21
4	TQEX	43.23	-0.83

Monthly Spread Trend



25k EUR deal

Rank	Venue	Spread (bps)	Change
1	XMAD	18.15	-1.92
2	CEUX	37.34	-1.45
3	AQEU	48.66	-8.01
4	TQEX	90.69	n/a

Monthly Spread Trend




Spreads measure the bid to offer spread of the best visible orders in the book. The result is averaged over the stocks in the index and is based on measurements of the order books every 30 seconds. The value for the spread is quoted in basis points (0.01%).

### Book Depths

10BPS Depth (top of book)

Rank	Venue	Depth (1K EUR)	Change
1	XMAD	43.5	-4.7
2	CEUX	12.6	-4.7
3	AQEU	8.3	-1.0
4	TQEX	0.9	-0.7

Monthly Depth Trend



50BPS Depth (deeper into book)

Rank	Venue	Depth (1K EUR)	Change
1	XMAD	437.6	-177.8
2	CEUX	113.2	+7.9
3	AQEU	72.7	+13.7
4	TQEX	24.5	+6.7

Monthly Depth Trend




Market depth measures the amount of visible liquidity (bids and offers) in the order book within 10 or 50 BPS of mid price. The result is averaged over the stocks in the index and is based on measurements of the order book every 30 seconds. This is quoted in '000s of EUR.

### Best Prices

At touch

Rank	Venue	Best Price (%)	Change
1	XMAD	6.30	+2.82
2	CEUX	1.21	-1.18
3	AQEU	0.27	-0.20
4	TQEX	0.09	+0.05
5	BATE	0.04	+0.00
6	CHIX	0.00	+0.00
7	TRQX	0.00	+0.00

Best Prices Trend



25k EUR deal

Rank	Venue	Best Price (%)	Change
1	XMAD	95.19	+7.33
2	CEUX	3.39	-4.19
3	AQEU	0.52	-0.07
4	CHIX	0.00	+0.00
5	TRQX	0.00	+0.00
6	BATE	0.00	+0.00
7	TQEX	0.00	+0.00

Best Prices Trend

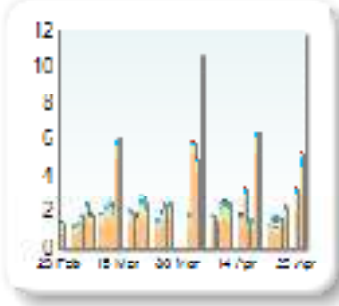


Best Price % measures how often each venue posts an absolute best price (no ties) for stocks. The result is averaged over the stocks in the index and is based on measurements of the order book every 5 seconds.

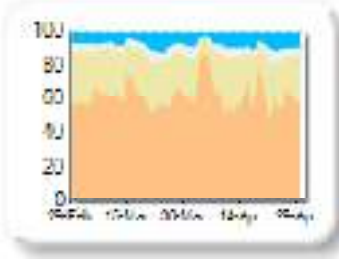
### Market Share

Rank	Venue	Market Share	Change
1	XMAD	<b>70.60%</b>	+8.05
2	CEUX	<b>18.54%</b>	-6.37
3	AQEU	<b>6.52%</b>	-0.58
4	TQEX	<b>3.81%</b>	-1.09
5	BATE	<b>0.36%</b>	-0.03
6	TRQX	<b>0.14%</b>	0.00
7	CHIX	<b>0.03%</b>	+0.02

Volume Trend



Market Share Trend



Market share is based on on-book value traded during continuous trading. The share is calculated by averaging over all stocks in the index. The current value shown is for last week and the change is relative to the previous week.

### Spreads

At touch

Rank	Venue	Spread (bps)	Change
1	XMAD	<b>6.12</b>	+1.37
2	AQEU	<b>6.28</b>	+1.30
3	CEUX	<b>6.41</b>	+1.71
4	TQEX	<b>7.31</b>	+2.11
5	BATE	<b>77.46</b>	+25.96

Monthly Spread Trend



25k EUR deal

Rank	Venue	Spread (bps)	Change
1	XMAD	<b>6.69</b>	+1.47
2	AQEU	<b>7.02</b>	+0.73
3	CEUX	<b>7.46</b>	+1.98
4	TQEX	<b>15.85</b>	+3.38

Monthly Spread Trend



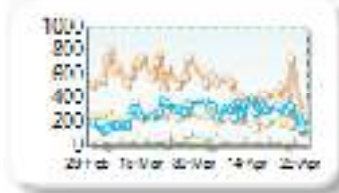
Spreads measure the bid to offer spread of the best visible orders in the book. The result is averaged over the stocks in the index and is based on measurements of the order books every 30 seconds. The value for the spread is quoted in basis points (0.01%).

### Book Depths

10BPS Depth (top of book)

Rank	Venue	Depth (1K EUR)	Change
1	XMAD	<b>461.1</b>	-177.9
2	AQEU	<b>296.8</b>	+49.1
3	CEUX	<b>218.1</b>	-50.2
4	TQEX	<b>57.5</b>	-8.2
5	BATE	<b>1.6</b>	-0.3


Monthly Depth Trend



50BPS Depth (deeper into book)

Rank	Venue	Depth (1K EUR)	Change
1	XMAD	<b>1,412.0</b>	-1,838.5
2	AQEU	<b>832.3</b>	+121.3
3	CEUX	<b>812.1</b>	-93.7
4	TQEX	<b>247.4</b>	-17.3
5	BATE	<b>19.8</b>	-0.1

Monthly Depth Trend




Market depth measures the amount of visible liquidity (bids and offers) in the order book within 10 or 50 BPS of mid price. The result is averaged over the stocks in the index and is based on measurements of the order book every 30 seconds. This is quoted in '000s of EUR.

### Best Prices

At touch

Rank	Venue	Best Price (%)	Change
1	XMAD	<b>0.79</b>	-0.45
2	CEUX	<b>0.27</b>	-0.97
3	AQEU	<b>0.19</b>	-0.08
4	TQEX	<b>0.15</b>	-0.23
5	BATE	<b>0.11</b>	+0.00
6	CHIX	<b>0.00</b>	+0.00
7	TRQX	<b>0.00</b>	+0.00


Best Prices Trend



25k EUR deal

Rank	Venue	Best Price (%)	Change
1	XMAD	<b>10.05</b>	-8.59
2	AQEU	<b>4.82</b>	+2.05
3	CEUX	<b>3.47</b>	-7.05
4	TQEX	<b>0.23</b>	-0.05
5	CHIX	<b>0.00</b>	+0.00
6	TRQX	<b>0.00</b>	+0.00
7	BATE	<b>0.00</b>	+0.00

Best Prices Trend



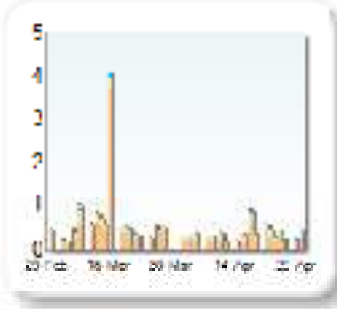
Best Price % measures how often each venue posts an absolute best price (no ties) for stocks. The result is averaged over the stocks in the index and is based on measurements of the order book every 5 seconds.



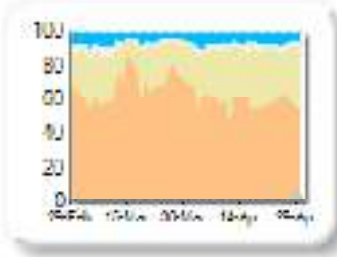
### Market Share

Rank	Venue	Market Share	Change
1	XMAD	57.50%	-16.87
2	CEUX	31.02%	+13.82
3	AQEU	6.49%	+1.51
4	TQEX	3.93%	+0.91
5	BATE	0.58%	+0.25
6	TRQX	0.44%	+0.37
7	CHIX	0.03%	0.00
8	AQXE	0.00%	+0.00

Volume Trend



Market Share Trend



Market share is based on on-book value traded during continuous trading. The share is calculated by averaging over all stocks in the index. The current value shown is for last week and the change is relative to the previous week.

### Spreads

At touch

Rank	Venue	Spread (bps)	Change
1	XMAD	5.51	-0.46
2	CEUX	5.93	+0.26
3	AQEU	7.33	+0.60
4	TQEX	18.12	+6.07

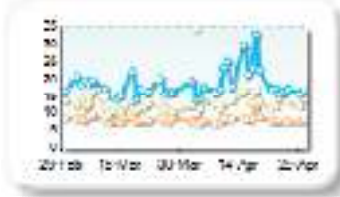
Monthly Spread Trend



25k EUR deal

Rank	Venue	Spread (bps)	Change
1	XMAD	8.13	-0.02
2	CEUX	13.27	+1.16
3	AQEU	19.60	+2.25
4	TQEX	53.68	+3.55

Monthly Spread Trend




Spreads measure the bid to offer spread of the best visible orders in the book. The result is averaged over the stocks in the index and is based on measurements of the order books every 30 seconds. The value for the spread is quoted in basis points (0.01%).

### Book Depths

10BPS Depth (top of book)

Rank	Venue	Depth (1K EUR)	Change
1	XMAD	214.0	-46.4
2	CEUX	55.5	-8.1
3	AQEU	36.1	-4.3
4	TQEX	6.6	-3.1


Monthly Depth Trend



50BPS Depth (deeper into book)

Rank	Venue	Depth (1K EUR)	Change
1	XMAD	388.2	-1,288.3
2	CEUX	273.0	-1.8
3	AQEU	160.8	-7.3
4	TQEX	65.6	-4.3

Monthly Depth Trend



Market depth measures the amount of visible liquidity (bids and offers) in the order book within 10 or 50 BPS of mid price. The result is averaged over the stocks in the index and is based on measurements of the order book every 30 seconds. This is quoted in '000s of EUR.

### Best Prices

At touch

Rank	Venue	Best Price (%)	Change
1	XMAD	5.52	+1.30
2	CEUX	1.98	-2.42
3	AQEU	0.54	-0.12
4	TQEX	0.37	-0.44
5	BATE	0.00	+0.00
6	CHIX	0.00	+0.00
7	TRQX	0.00	+0.00
8	AQXE	0.00	+0.00


Best Prices Trend



25k EUR deal

Rank	Venue	Best Price (%)	Change
1	XMAD	84.40	+6.91
2	CEUX	12.40	-4.80
3	AQEU	1.15	-0.12
4	TQEX	0.04	-0.18
5	CHIX	0.00	+0.00
6	TRQX	0.00	+0.00
7	BATE	0.00	+0.00
8	AQXE	0.00	+0.00

Best Prices Trend

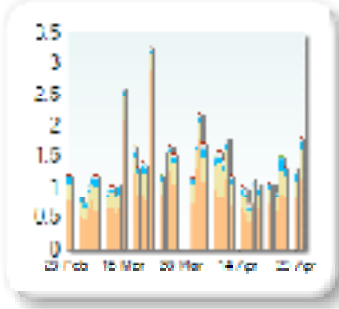


Best Price % measures how often each venue posts an absolute best price (no ties) for stocks. The result is averaged over the stocks in the index and is based on measurements of the order book every 5 seconds.

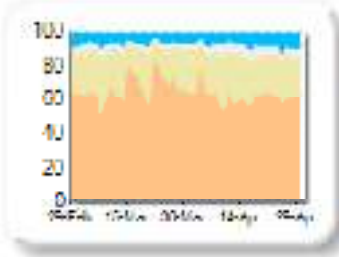
### Market Share

Rank	Venue	Market Share	Change
1	XMAD	<b>62.98%</b>	-5.87
2	CEUX	<b>24.17%</b>	+3.48
3	AQEU	<b>7.29%</b>	+1.19
4	TQEX	<b>5.11%</b>	+1.47
5	BATE	<b>0.35%</b>	-0.20
6	TRQX	<b>0.06%</b>	-0.09
7	CHIX	<b>0.03%</b>	+0.01
8	AQXE	<b>0.00%</b>	0.00

Volume Trend



Market Share Trend



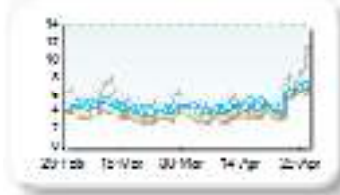
Market share is based on on-book value traded during continuous trading. The share is calculated by averaging over all stocks in the index. The current value shown is for last week and the change is relative to the previous week.

### Spreads

At touch

Rank	Venue	Spread (bps)	Change
1	XMAD	<b>4.10</b>	+0.32
2	CEUX	<b>4.54</b>	+0.63
3	AQEU	<b>4.97</b>	+0.42
4	TQEX	<b>5.63</b>	+0.06
5	BATE	<b>81.33</b>	n/a


Monthly Spread Trend



25k EUR deal

Rank	Venue	Spread (bps)	Change
1	XMAD	<b>5.27</b>	+0.17
2	CEUX	<b>7.00</b>	+0.56
3	AQEU	<b>8.01</b>	-0.23
4	TQEX	<b>20.95</b>	-7.39

Monthly Spread Trend



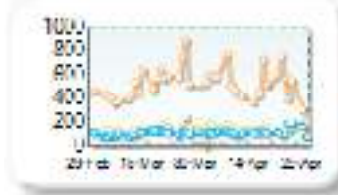
Spreads measure the bid to offer spread of the best visible orders in the book. The result is averaged over the stocks in the index and is based on measurements of the order books every 30 seconds. The value for the spread is quoted in basis points (0.01%).

### Book Depths

10BPS Depth (top of book)

Rank	Venue	Depth (1K EUR)	Change
1	XMAD	<b>508.9</b>	-12.4
2	CEUX	<b>135.5</b>	-2.5
3	AQEU	<b>113.7</b>	+12.2
4	TQEX	<b>35.6</b>	+5.2
5	BATE	<b>0.6</b>	+0.0

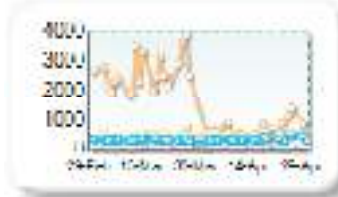
Monthly Depth Trend



50BPS Depth (deeper into book)

Rank	Venue	Depth (1K EUR)	Change
1	XMAD	<b>680.3</b>	-1,914.7
2	CEUX	<b>452.4</b>	-15.7
3	AQEU	<b>356.5</b>	+26.6
4	TQEX	<b>136.9</b>	+18.0
5	BATE	<b>22.9</b>	+1.1

Monthly Depth Trend




Market depth measures the amount of visible liquidity (bids and offers) in the order book within 10 or 50 BPS of mid price. The result is averaged over the stocks in the index and is based on measurements of the order book every 30 seconds. This is quoted in '000s of EUR.

### Best Prices

At touch

Rank	Venue	Best Price (%)	Change
1	XMAD	<b>4.25</b>	-3.21
2	CEUX	<b>1.01</b>	-2.18
3	TQEX	<b>0.34</b>	-0.50
4	AQEU	<b>0.28</b>	-0.29
5	BATE	<b>0.14</b>	-0.02
6	CHIX	<b>0.00</b>	+0.00
7	TRQX	<b>0.00</b>	+0.00
8	AQXE	<b>0.00</b>	+0.00

Best Prices Trend



25k EUR deal

Rank	Venue	Best Price (%)	Change
1	XMAD	<b>57.78</b>	+0.65
2	CEUX	<b>13.07</b>	-8.24
3	AQEU	<b>5.06</b>	+0.26
4	TQEX	<b>0.58</b>	-0.43
5	CHIX	<b>0.00</b>	+0.00
6	TRQX	<b>0.00</b>	+0.00
7	BATE	<b>0.00</b>	+0.00
8	AQXE	<b>0.00</b>	+0.00

Best Prices Trend

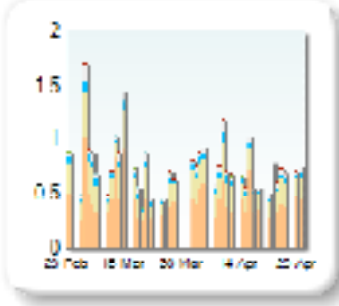


Best Price % measures how often each venue posts an absolute best price (no ties) for stocks. The result is averaged over the stocks in the index and is based on measurements of the order book every 5 seconds.

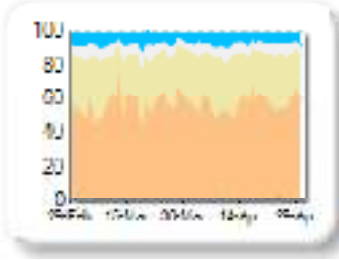
### Market Share

Rank	Venue	Market Share	Change
1	XMAD	<b>56.50%</b>	-0.95
2	CEUX	<b>28.83%</b>	+1.14
3	AQEU	<b>6.81%</b>	-0.35
4	TQEX	<b>6.69%</b>	-0.32
5	BATE	<b>0.85%</b>	+0.34
6	TRQX	<b>0.27%</b>	+0.12
7	CHIX	<b>0.06%</b>	+0.02

Volume Trend



Market Share Trend



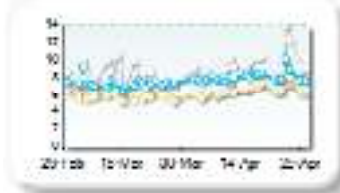
Market share is based on on-book value traded during continuous trading. The share is calculated by averaging over all stocks in the index. The current value shown is for last week and the change is relative to the previous week.

### Spreads

At touch

Rank	Venue	Spread (bps)	Change
1	XMAD	<b>6.40</b>	+0.23
2	CEUX	<b>6.65</b>	+0.84
3	AQEU	<b>8.08</b>	+0.75
4	TQEX	<b>9.56</b>	+1.07
5	BATE	<b>144.30</b>	n/a

Monthly Spread Trend



25k EUR deal

Rank	Venue	Spread (bps)	Change
1	XMAD	<b>8.86</b>	+0.43
2	CEUX	<b>13.04</b>	+1.36
3	AQEU	<b>19.48</b>	+3.17
4	TQEX	<b>43.83</b>	+4.90

Monthly Spread Trend



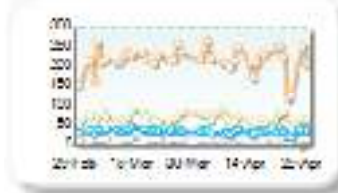
Spreads measure the bid to offer spread of the best visible orders in the book. The result is averaged over the stocks in the index and is based on measurements of the order books every 30 seconds. The value for the spread is quoted in basis points (0.01%).

### Book Depths

10BPS Depth (top of book)

Rank	Venue	Depth (1K EUR)	Change
1	XMAD	<b>214.4</b>	-4.1
2	CEUX	<b>66.2</b>	-2.1
3	AQEU	<b>33.7</b>	-4.7
4	TQEX	<b>15.7</b>	-2.0
5	BATE	<b>0.1</b>	+0.0

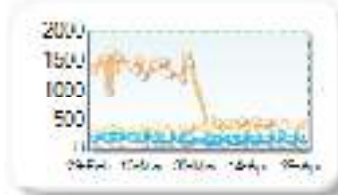
Monthly Depth Trend



50BPS Depth (deeper into book)

Rank	Venue	Depth (1K EUR)	Change
1	XMAD	<b>424.7</b>	-978.6
2	CEUX	<b>318.6</b>	-2.8
3	AQEU	<b>182.8</b>	-18.2
4	TQEX	<b>95.7</b>	-2.3
5	BATE	<b>12.1</b>	+0.6

Monthly Depth Trend



Market depth measures the amount of visible liquidity (bids and offers) in the order book within 10 or 50 BPS of mid price. The result is averaged over the stocks in the index and is based on measurements of the order book every 30 seconds. This is quoted in '000s of EUR.

### Best Prices

At touch

Rank	Venue	Best Price (%)	Change
1	XMAD	<b>3.59</b>	-0.29
2	CEUX	<b>1.16</b>	-3.18
3	TQEX	<b>0.40</b>	-0.51
4	AQEU	<b>0.23</b>	-0.31
5	BATE	<b>0.09</b>	-0.10
6	CHIX	<b>0.00</b>	+0.00
7	TRQX	<b>0.00</b>	+0.00


Best Prices Trend



25k EUR deal

Rank	Venue	Best Price (%)	Change
1	XMAD	<b>80.73</b>	+6.11
2	CEUX	<b>14.81</b>	-4.56
3	AQEU	<b>0.91</b>	-0.85
4	TQEX	<b>0.30</b>	-0.39
5	CHIX	<b>0.00</b>	+0.00
6	TRQX	<b>0.00</b>	+0.00
7	BATE	<b>0.00</b>	+0.00

Best Prices Trend

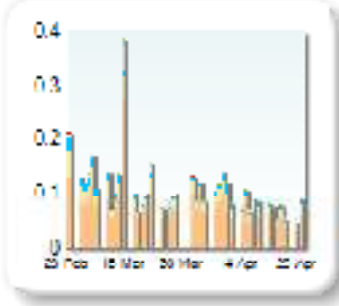


Best Price % measures how often each venue posts an absolute best price (no ties) for stocks. The result is averaged over the stocks in the index and is based on measurements of the order book every 5 seconds.

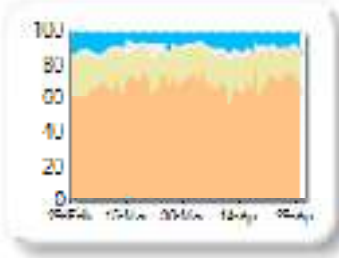
### Market Share

Rank	Venue	Market Share	Change
1	XMAD	70.03%	+2.49
2	CEUX	17.88%	-0.59
3	AQEU	8.65%	+0.19
4	TQEX	3.10%	-1.39
5	BATE	0.28%	+0.01
6	TRQX	0.06%	-0.71
7	CHIX	0.01%	+0.01

Volume Trend



Market Share Trend




Market share is based on on-book value traded during continuous trading. The share is calculated by averaging over all stocks in the index. The current value shown is for last week and the change is relative to the previous week.

### Spreads

At touch

Rank	Venue	Spread (bps)	Change
1	XMAD	15.60	+1.50
2	AQEU	16.23	+1.40
3	CEUX	16.36	+1.73
4	TQEX	38.71	+8.31

Monthly Spread Trend



25k EUR deal

Rank	Venue	Spread (bps)	Change
1	XMAD	17.20	+0.56
2	CEUX	29.63	-0.61
3	AQEU	32.50	+0.42

Monthly Spread Trend




Spreads measure the bid to offer spread of the best visible orders in the book. The result is averaged over the stocks in the index and is based on measurements of the order books every 30 seconds. The value for the spread is quoted in basis points (0.01%).

### Book Depths

10BPS Depth (top of book)

Rank	Venue	Depth (1K EUR)	Change
1	XMAD	88.3	+5.3
2	AQEU	24.2	+1.9
3	CEUX	20.7	-0.9
4	TQEX	5.0	+0.4

Monthly Depth Trend



50BPS Depth (deeper into book)

Rank	Venue	Depth (1K EUR)	Change
1	XMAD	766.8	+3.4
2	CEUX	142.4	+8.6
3	AQEU	122.1	+2.3
4	TQEX	28.4	+1.2

Monthly Depth Trend




Market depth measures the amount of visible liquidity (bids and offers) in the order book within 10 or 50 BPS of mid price. The result is averaged over the stocks in the index and is based on measurements of the order book every 30 seconds. This is quoted in '000s of EUR.

### Best Prices

At touch

Rank	Venue	Best Price (%)	Change
1	XMAD	1.55	-2.06
2	CEUX	0.33	-0.76
3	AQEU	0.32	-0.41
4	TQEX	0.07	-0.17
5	CHIX	0.00	+0.00
6	TRQX	0.00	+0.00
7	BATE	0.00	+0.00

Best Prices Trend



25k EUR deal

Rank	Venue	Best Price (%)	Change
1	XMAD	85.68	+1.28
2	AQEU	2.70	-1.01
3	CEUX	1.55	-2.02
4	TQEX	0.09	+0.01
5	CHIX	0.00	+0.00
6	TRQX	0.00	+0.00
7	BATE	0.00	+0.00

Best Prices Trend

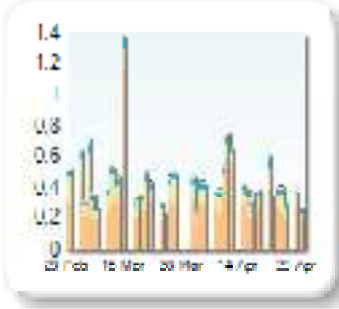


Best Price % measures how often each venue posts an absolute best price (no ties) for stocks. The result is averaged over the stocks in the index and is based on measurements of the order book every 5 seconds.

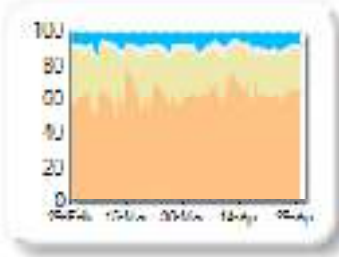
### Market Share

Rank	Venue	Market Share	Change
1	XMAD	<b>65.62%</b>	+3.24
2	CEUX	<b>22.20%</b>	-3.40
3	AQEU	<b>7.46%</b>	+0.25
4	TQEX	<b>4.15%</b>	-0.20
5	BATE	<b>0.49%</b>	+0.10
6	TRQX	<b>0.09%</b>	+0.03
7	CHIX	<b>0.00%</b>	-0.03
8	AQXE	<b>0.00%</b>	0.00

Volume Trend



Market Share Trend



Market share is based on on-book value traded during continuous trading. The share is calculated by averaging over all stocks in the index. The current value shown is for last week and the change is relative to the previous week.

### Spreads

At touch

Rank	Venue	Spread (bps)	Change
1	XMAD	<b>5.34</b>	-0.30
2	CEUX	<b>5.63</b>	+0.39
3	AQEU	<b>6.27</b>	-0.04
4	TQEX	<b>8.99</b>	+0.92
5	BATE	<b>50.30</b>	-44.38

Monthly Spread Trend



25k EUR deal

Rank	Venue	Spread (bps)	Change
1	XMAD	<b>7.34</b>	-0.30
2	CEUX	<b>12.91</b>	+1.15
3	AQEU	<b>15.19</b>	-1.66
4	TQEX	<b>42.42</b>	-2.08
5	BATE	<b>160.87</b>	n/a

Monthly Spread Trend




Spreads measure the bid to offer spread of the best visible orders in the book. The result is averaged over the stocks in the index and is based on measurements of the order books every 30 seconds. The value for the spread is quoted in basis points (0.01%).

### Book Depths

10BPS Depth (top of book)

Rank	Venue	Depth (1K EUR)	Change
1	XMAD	<b>230.1</b>	-6.0
2	CEUX	<b>53.8</b>	-8.4
3	AQEU	<b>49.8</b>	+5.9
4	TQEX	<b>13.2</b>	-2.5
5	BATE	<b>0.8</b>	0.0

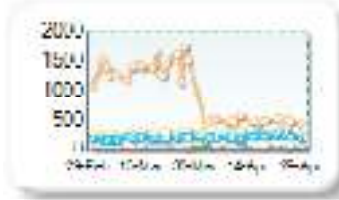
Monthly Depth Trend



50BPS Depth (deeper into book)

Rank	Venue	Depth (1K EUR)	Change
1	XMAD	<b>472.2</b>	-901.7
2	CEUX	<b>288.7</b>	+19.6
3	AQEU	<b>217.3</b>	+28.5
4	TQEX	<b>99.0</b>	+17.5
5	BATE	<b>14.3</b>	-0.3

Monthly Depth Trend



Market depth measures the amount of visible liquidity (bids and offers) in the order book within 10 or 50 BPS of mid price. The result is averaged over the stocks in the index and is based on measurements of the order book every 30 seconds. This is quoted in '000s of EUR.

### Best Prices

At touch

Rank	Venue	Best Price (%)	Change
1	XMAD	<b>3.76</b>	+0.24
2	CEUX	<b>1.11</b>	-2.85
3	TQEX	<b>0.25</b>	-0.12
4	AQEU	<b>0.24</b>	-0.10
5	BATE	<b>0.20</b>	+0.12
6	CHIX	<b>0.00</b>	+0.00
7	TRQX	<b>0.00</b>	+0.00
8	AQXE	<b>0.00</b>	+0.00

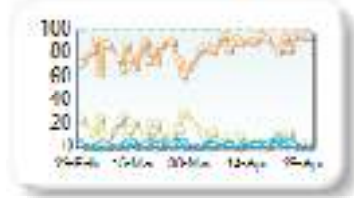
Best Prices Trend



25k EUR deal

Rank	Venue	Best Price (%)	Change
1	XMAD	<b>88.91</b>	+11.10
2	CEUX	<b>6.94</b>	-9.04
3	AQEU	<b>2.03</b>	+0.14
4	TQEX	<b>0.13</b>	-0.13
5	CHIX	<b>0.00</b>	+0.00
6	TRQX	<b>0.00</b>	+0.00
7	BATE	<b>0.00</b>	+0.00
8	AQXE	<b>0.00</b>	+0.00

Best Prices Trend

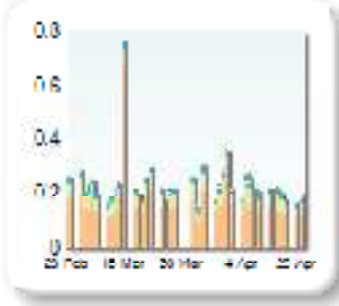


Best Price % measures how often each venue posts an absolute best price (no ties) for stocks. The result is averaged over the stocks in the index and is based on measurements of the order book every 5 seconds.

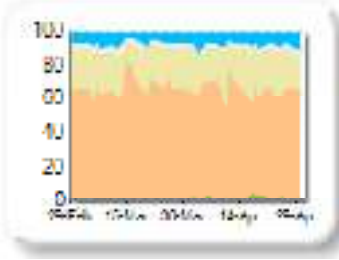
### Market Share

Rank	Venue	Market Share	Change
1	XMAD	<b>63.93%</b>	-5.38
2	CEUX	<b>23.41%</b>	+2.30
3	AQEU	<b>7.82%</b>	+1.58
4	TQEX	<b>2.75%</b>	-0.08
5	BATE	<b>1.98%</b>	+1.51
6	TRQX	<b>0.11%</b>	+0.07
7	CHIX	<b>0.00%</b>	+0.00

Volume Trend



Market Share Trend



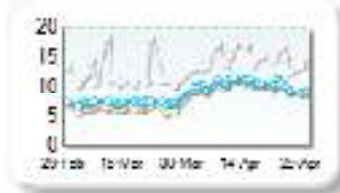
Market share is based on on-book value traded during continuous trading. The share is calculated by averaging over all stocks in the index. The current value shown is for last week and the change is relative to the previous week.

### Spreads

At touch

Rank	Venue	Spread (bps)	Change
1	XMAD	<b>9.92</b>	+3.51
2	CEUX	<b>10.14</b>	+3.89
3	AQEU	<b>10.36</b>	+3.17
4	TQEX	<b>15.62</b>	+3.54
5	BATE	<b>87.82</b>	n/a


Monthly Spread Trend



25k EUR deal

Rank	Venue	Spread (bps)	Change
1	XMAD	<b>11.88</b>	+2.91
2	AQEU	<b>17.30</b>	-3.29
3	CEUX	<b>18.22</b>	+2.23
4	TQEX	<b>52.84</b>	-5.91

Monthly Spread Trend



Spreads measure the bid to offer spread of the best visible orders in the book. The result is averaged over the stocks in the index and is based on measurements of the order books every 30 seconds. The value for the spread is quoted in basis points (0.01%).

### Book Depths

10BPS Depth (top of book)

Rank	Venue	Depth (1K EUR)	Change
1	XMAD	<b>84.5</b>	-112.6
2	AQEU	<b>33.0</b>	+2.6
3	CEUX	<b>31.3</b>	-11.3
4	TQEX	<b>7.3</b>	-0.2
5	BATE	<b>0.8</b>	+0.1


Monthly Depth Trend



50BPS Depth (deeper into book)

Rank	Venue	Depth (1K EUR)	Change
1	XMAD	<b>1,207.8</b>	-158.8
2	CEUX	<b>228.2</b>	-1.1
3	AQEU	<b>197.9</b>	+46.1
4	TQEX	<b>75.7</b>	+7.6
5	BATE	<b>4.2</b>	+0.6

Monthly Depth Trend




Market depth measures the amount of visible liquidity (bids and offers) in the order book within 10 or 50 BPS of mid price. The result is averaged over the stocks in the index and is based on measurements of the order book every 30 seconds. This is quoted in '000s of EUR.

### Best Prices

At touch

Rank	Venue	Best Price (%)	Change
1	XMAD	<b>0.93</b>	-2.21
2	BATE	<b>0.30</b>	+0.18
3	CEUX	<b>0.24</b>	-2.15
4	AQEU	<b>0.18</b>	-0.21
5	TQEX	<b>0.08</b>	-0.27
6	CHIX	<b>0.00</b>	+0.00
7	TRQX	<b>0.00</b>	+0.00


Best Prices Trend



25k EUR deal

Rank	Venue	Best Price (%)	Change
1	XMAD	<b>67.72</b>	-22.05
2	AQEU	<b>4.92</b>	+4.04
3	CEUX	<b>4.59</b>	-2.86
4	TQEX	<b>0.03</b>	-0.11
5	CHIX	<b>0.00</b>	+0.00
6	TRQX	<b>0.00</b>	+0.00
7	BATE	<b>0.00</b>	+0.00

Best Prices Trend

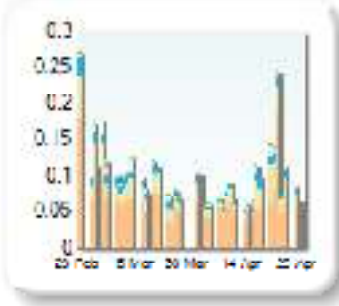


Best Price % measures how often each venue posts an absolute best price (no ties) for stocks. The result is averaged over the stocks in the index and is based on measurements of the order book every 5 seconds.

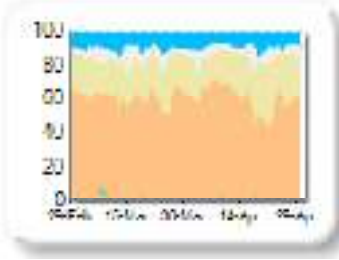
### Market Share

Rank	Venue	Market Share	Change
1	XMAD	60.94%	-0.42
2	CEUX	24.36%	+2.11
3	AQEU	8.45%	-1.04
4	TQEX	5.72%	-0.44
5	BATE	0.46%	+0.11
6	TRQX	0.07%	-0.33
7	CHIX	0.01%	+0.01

Volume Trend



Market Share Trend



Market share is based on on-book value traded during continuous trading. The share is calculated by averaging over all stocks in the index. The current value shown is for last week and the change is relative to the previous week.

### Spreads

At touch

Rank	Venue	Spread (bps)	Change
1	XMAD	13.50	-1.69
2	CEUX	14.28	-1.06
3	AQEU	14.97	-1.30
4	TQEX	28.57	+3.11

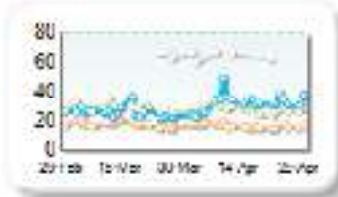
Monthly Spread Trend



25k EUR deal

Rank	Venue	Spread (bps)	Change
1	XMAD	16.41	-1.13
2	CEUX	28.23	-0.18
3	AQEU	32.44	+6.94
4	TQEX	70.40	+0.41

Monthly Spread Trend




Spreads measure the bid to offer spread of the best visible orders in the book. The result is averaged over the stocks in the index and is based on measurements of the order books every 30 seconds. The value for the spread is quoted in basis points (0.01%).

### Book Depths

10BPS Depth (top of book)

Rank	Venue	Depth (1K EUR)	Change
1	XMAD	63.3	-12.6
2	AQEU	18.3	-12.7
3	CEUX	17.9	-4.6
4	TQEX	3.0	-1.3


Monthly Depth Trend



50BPS Depth (deeper into book)

Rank	Venue	Depth (1K EUR)	Change
1	XMAD	730.2	-333.0
2	CEUX	166.7	+13.6
3	AQEU	111.3	-43.2
4	TQEX	42.8	+1.8

Monthly Depth Trend




Market depth measures the amount of visible liquidity (bids and offers) in the order book within 10 or 50 BPS of mid price. The result is averaged over the stocks in the index and is based on measurements of the order book every 30 seconds. This is quoted in '000s of EUR.

### Best Prices

At touch

Rank	Venue	Best Price (%)	Change
1	XMAD	3.36	+1.60
2	CEUX	0.83	-0.25
3	AQEU	0.29	-0.29
4	TQEX	0.11	+0.02
5	CHIX	0.00	+0.00
6	TRQX	0.00	+0.00
7	BATE	0.00	+0.00

Best Prices Trend



25k EUR deal

Rank	Venue	Best Price (%)	Change
1	XMAD	88.32	+14.33
2	CEUX	3.10	-0.76
3	AQEU	2.72	-3.91
4	TQEX	0.10	-0.20
5	CHIX	0.00	+0.00
6	TRQX	0.00	+0.00
7	BATE	0.00	+0.00

Best Prices Trend

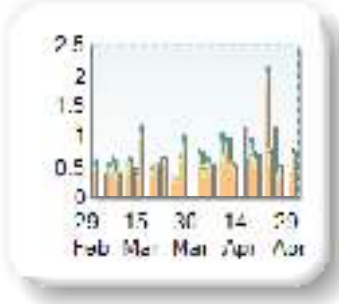


Best Price % measures how often each venue posts an absolute best price (no ties) for stocks. The result is averaged over the stocks in the index and is based on measurements of the order book every 5 seconds.

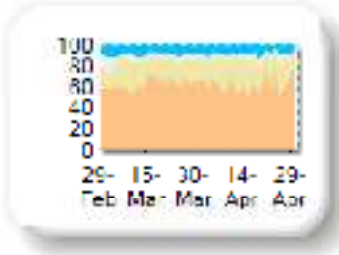
### Market Share

Rank	Venue	Market Share	Change
1	XMAD	<b>66.24%</b>	+2.16
2	CEUX	<b>21.51%</b>	+0.73
3	AQEU	<b>7.03%</b>	-1.40
4	TQEX	<b>4.80%</b>	-1.48
5	BATE	<b>0.37%</b>	+0.05
6	TRQX	<b>0.05%</b>	-0.02
7	CHIX	<b>0.00%</b>	-0.04

Volume Trend



Market Share Trend



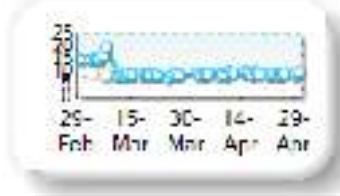
Market share is based on on-book value traded during continuous trading. The share is calculated by averaging over all stocks in the index. The current value shown is for last week and the change is relative to the previous week.

### Spreads

At touch

Rank	Venue	Spread (bps)	Change
1	XMAD	<b>8.91</b>	-0.97
2	CEUX	<b>9.16</b>	-0.71
3	AQEU	<b>9.37</b>	-1.56
4	TQEX	<b>10.13</b>	-0.73
5	BATE	<b>81.27</b>	n/a

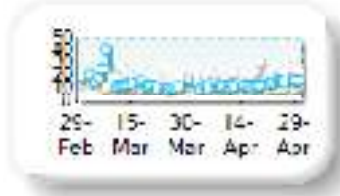
Monthly Spread Trend



25k EUR deal

Rank	Venue	Spread (bps)	Change
1	XMAD	<b>9.66</b>	-0.81
2	CEUX	<b>11.52</b>	-0.96
3	AQEU	<b>13.21</b>	-2.37
4	TQEX	<b>22.44</b>	-0.03

Monthly Spread Trend



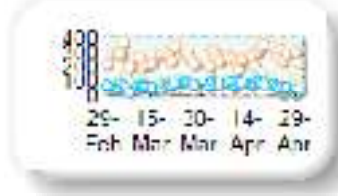
Spreads measure the bid to offer spread of the best visible orders in the book. The result is averaged over the stocks in the index and is based on measurements of the order books every 30 seconds. The value for the spread is quoted in basis points (0.01%).

### Book Depths

10BPS Depth (top of book)

Rank	Venue	Depth (1K EUR)	Change
1	XMAD	<b>265.8</b>	+14.4
2	CEUX	<b>96.5</b>	+13.7
3	AQEU	<b>70.7</b>	+10.5
4	TQEX	<b>32.5</b>	-2.7
5	BATE	<b>1.7</b>	-0.4


Monthly Depth Trend



50BPS Depth (deeper into book)

Rank	Venue	Depth (1K EUR)	Change
1	XMAD	<b>1,330.2</b>	-362.7
2	CEUX	<b>388.0</b>	+47.8
3	AQEU	<b>326.2</b>	+89.5
4	TQEX	<b>165.8</b>	+16.2
5	BATE	<b>6.4</b>	-2.7

Monthly Depth Trend



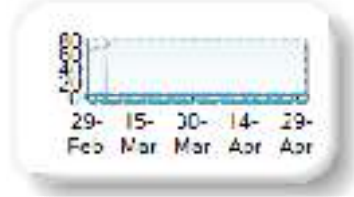
Market depth measures the amount of visible liquidity (bids and offers) in the order book within 10 or 50 BPS of mid price. The result is averaged over the stocks in the index and is based on measurements of the order book every 30 seconds. This is quoted in '000s of EUR.

### Best Prices

At touch

Rank	Venue	Best Price (%)	Change
1	XMAD	<b>0.96</b>	+0.45
2	CEUX	<b>0.27</b>	-0.30
3	TQEX	<b>0.23</b>	-7.65
4	BATE	<b>0.16</b>	+0.17
5	AQEU	<b>0.15</b>	-0.11
6	CHIX	<b>0.00</b>	+0.00
7	TRQX	<b>0.00</b>	+0.00
8	AQXE	<b>0.00</b>	+0.00

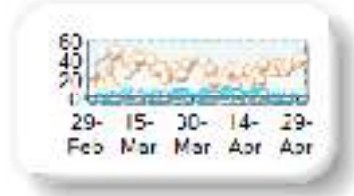
Best Prices Trend



25k EUR deal

Rank	Venue	Best Price (%)	Change
1	XMAD	<b>29.06</b>	-2.11
2	CEUX	<b>4.29</b>	-0.05
3	AQEU	<b>2.39</b>	+0.05
4	TQEX	<b>0.50</b>	-4.03
5	CHIX	<b>0.00</b>	+0.00
6	TRQX	<b>0.00</b>	+0.00
7	BATE	<b>0.00</b>	+0.00
8	AQXE	<b>0.00</b>	+0.00

Best Prices Trend



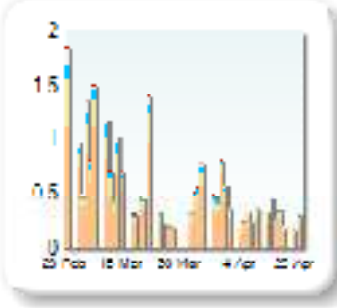
Best Price % measures how often each venue posts an absolute best price (no ties) for stocks. The result is averaged over the stocks in the index and is based on measurements of the order book every 5 seconds.



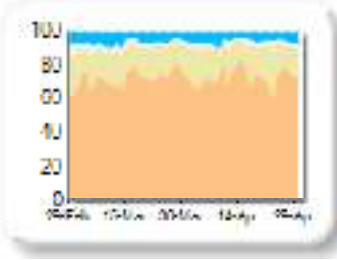
## Market Share

Rank	Venue	Market Share	Change
1	XMAD	<b>72.40%</b>	+2.96
2	CEUX	<b>18.57%</b>	+0.12
3	AQEU	<b>5.40%</b>	-1.51
4	TQEX	<b>3.38%</b>	-1.44
5	BATE	<b>0.11%</b>	-0.15
6	TRQX	<b>0.11%</b>	+0.06
7	CHIX	<b>0.02%</b>	-0.03

Volume Trend



Market Share Trend




Market share is based on on-book value traded during continuous trading. The share is calculated by averaging over all stocks in the index. The current value shown is for last week and the change is relative to the previous week.

## Spreads

At touch

Rank	Venue	Spread (bps)	Change
1	XMAD	<b>8.91</b>	-3.04
2	CEUX	<b>13.16</b>	-5.31
3	AQEU	<b>17.67</b>	-5.52
4	TQEX	<b>30.93</b>	-9.03

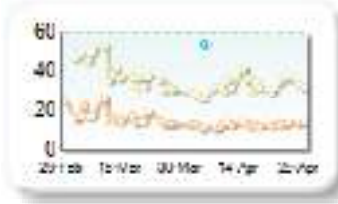
Monthly Spread Trend



25k EUR deal

Rank	Venue	Spread (bps)	Change
1	XMAD	<b>12.58</b>	-4.18
2	CEUX	<b>32.46</b>	-8.24
3	AQEU	<b>67.93</b>	-29.19
4	TQEX	<b>114.35</b>	-11.01

Monthly Spread Trend




Spreads measure the bid to offer spread of the best visible orders in the book. The result is averaged over the stocks in the index and is based on measurements of the order books every 30 seconds. The value for the spread is quoted in basis points (0.01%).

## Book Depths

10BPS Depth (top of book)

Rank	Venue	Depth (1K EUR)	Change
1	XMAD	<b>98.1</b>	+24.6
2	CEUX	<b>13.0</b>	+3.5
3	AQEU	<b>9.2</b>	+1.2
4	TQEX	<b>2.7</b>	+0.2

Monthly Depth Trend



50BPS Depth (deeper into book)

Rank	Venue	Depth (1K EUR)	Change
1	XMAD	<b>190.2</b>	-503.4
2	CEUX	<b>176.3</b>	+35.5
3	AQEU	<b>59.0</b>	+12.9
4	TQEX	<b>50.4</b>	+9.6

Monthly Depth Trend



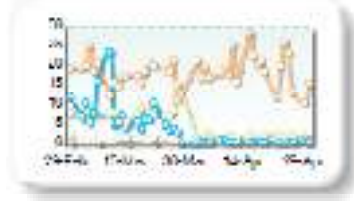
Market depth measures the amount of visible liquidity (bids and offers) in the order book within 10 or 50 BPS of mid price. The result is averaged over the stocks in the index and is based on measurements of the order book every 30 seconds. This is quoted in '000s of EUR.

## Best Prices

At touch

Rank	Venue	Best Price (%)	Change
1	XMAD	<b>19.15</b>	+1.32
2	CEUX	<b>2.08</b>	-5.66
3	AQEU	<b>0.53</b>	-6.80
4	TQEX	<b>0.19</b>	-1.16
5	CHIX	<b>0.00</b>	+0.00
6	TRQX	<b>0.00</b>	+0.00
7	BATE	<b>0.00</b>	+0.00

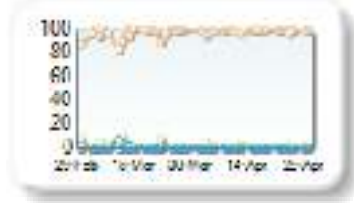
Best Prices Trend



25k EUR deal

Rank	Venue	Best Price (%)	Change
1	XMAD	<b>98.27</b>	+2.38
2	CEUX	<b>1.44</b>	-1.34
3	AQEU	<b>0.08</b>	-0.50
4	TQEX	<b>0.03</b>	+0.01
5	CHIX	<b>0.00</b>	+0.00
6	TRQX	<b>0.00</b>	+0.00
7	BATE	<b>0.00</b>	+0.00

Best Prices Trend

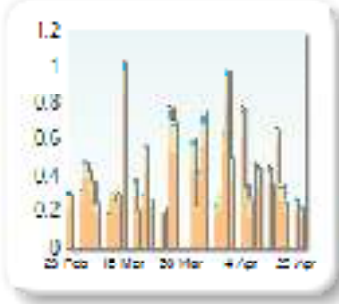


Best Price % measures how often each venue posts an absolute best price (no ties) for stocks. The result is averaged over the stocks in the index and is based on measurements of the order book every 5 seconds.

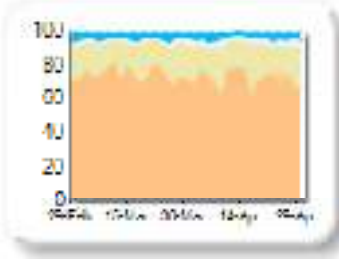
### Market Share

Rank	Venue	Market Share	Change
1	XMAD	<b>74.78%</b>	-0.20
2	CEUX	<b>17.73%</b>	-0.59
3	AQEU	<b>3.72%</b>	-0.31
4	TQEX	<b>3.57%</b>	+1.22
5	BATE	<b>0.16%</b>	-0.09
6	CHIX	<b>0.03%</b>	-0.04
7	TRQX	<b>0.01%</b>	+0.00

Volume Trend



Market Share Trend



Market share is based on on-book value traded during continuous trading. The share is calculated by averaging over all stocks in the index. The current value shown is for last week and the change is relative to the previous week.

### Spreads

At touch

Rank	Venue	Spread (bps)	Change
1	XMAD	<b>8.40</b>	+0.71
2	AQEU	<b>9.30</b>	+1.57
3	CEUX	<b>9.42</b>	+1.80
4	TQEX	<b>16.19</b>	-1.90
5	BATE	<b>65.83</b>	-14.73
6	CHIX	<b>69.89</b>	-6.24

Monthly Spread Trend



25k EUR deal

Rank	Venue	Spread (bps)	Change
1	XMAD	<b>10.82</b>	+1.04
2	CEUX	<b>14.34</b>	-0.42
3	AQEU	<b>16.56</b>	-2.49
4	TQEX	<b>26.30</b>	-2.94

Monthly Spread Trend



Spreads measure the bid to offer spread of the best visible orders in the book. The result is averaged over the stocks in the index and is based on measurements of the order books every 30 seconds. The value for the spread is quoted in basis points (0.01%).

### Book Depths

10BPS Depth (top of book)

Rank	Venue	Depth (1K EUR)	Change
1	XMAD	<b>242.8</b>	+7.8
2	CEUX	<b>78.8</b>	+8.0
3	AQEU	<b>64.0</b>	+26.7
4	TQEX	<b>45.5</b>	+28.6
5	BATE	<b>1.7</b>	+0.2
6	CHIX	<b>1.3</b>	+0.1

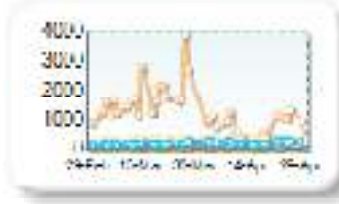
Monthly Depth Trend



50BPS Depth (deeper into book)

Rank	Venue	Depth (1K EUR)	Change
1	XMAD	<b>802.8</b>	-958.5
2	CEUX	<b>325.7</b>	+7.5
3	AQEU	<b>219.6</b>	+54.0
4	TQEX	<b>193.2</b>	+20.9
5	CHIX	<b>12.7</b>	-0.8
6	BATE	<b>10.6</b>	-1.7

Monthly Depth Trend



Market depth measures the amount of visible liquidity (bids and offers) in the order book within 10 or 50 BPS of mid price. The result is averaged over the stocks in the index and is based on measurements of the order book every 30 seconds. This is quoted in '000s of EUR.

### Best Prices

At touch

Rank	Venue	Best Price (%)	Change
1	XMAD	<b>6.16</b>	-4.08
2	CEUX	<b>1.10</b>	-2.97
3	AQEU	<b>0.62</b>	-3.55
4	BATE	<b>0.21</b>	-0.50
5	TQEX	<b>0.13</b>	-0.50
6	CHIX	<b>0.02</b>	-0.04
7	TRQX	<b>0.00</b>	+0.00

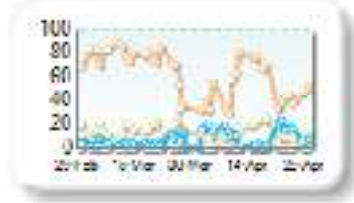
Best Prices Trend



25k EUR deal

Rank	Venue	Best Price (%)	Change
1	XMAD	<b>50.74</b>	-23.58
2	CEUX	<b>13.13</b>	-2.91
3	AQEU	<b>10.45</b>	+5.88
4	TQEX	<b>0.46</b>	+0.28
5	CHIX	<b>0.00</b>	+0.00
6	TRQX	<b>0.00</b>	+0.00
7	BATE	<b>0.00</b>	+0.00

Best Prices Trend

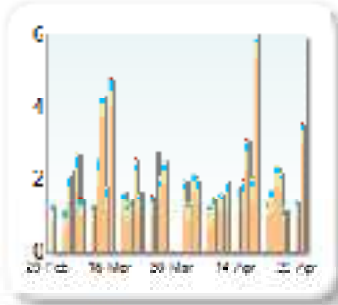


Best Price % measures how often each venue posts an absolute best price (no ties) for stocks. The result is averaged over the stocks in the index and is based on measurements of the order book every 5 seconds.

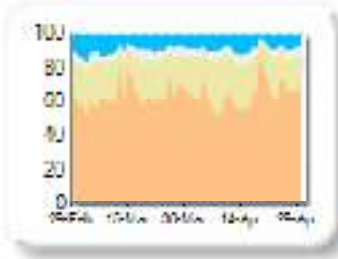
### Market Share

Rank	Venue	Market Share	Change
1	XMAD	<b>69.37%</b>	+2.00
2	CEUX	<b>19.37%</b>	-0.20
3	AQEU	<b>6.92%</b>	-1.25
4	TQEX	<b>3.96%</b>	-0.68
5	BATE	<b>0.33%</b>	+0.15
6	TRQX	<b>0.05%</b>	-0.02
7	CHIX	<b>0.01%</b>	+0.01
8	AQXE	<b>0.00%</b>	0.00

Volume Trend



Market Share Trend



Market share is based on on-book value traded during continuous trading. The share is calculated by averaging over all stocks in the index. The current value shown is for last week and the change is relative to the previous week.

### Spreads

At touch

Rank	Venue	Spread (bps)	Change
1	XMAD	<b>6.10</b>	0.00
2	CEUX	<b>6.22</b>	+0.21
3	AQEU	<b>6.37</b>	+0.27
4	TQEX	<b>6.95</b>	+0.32
5	BATE	<b>63.17</b>	-2.48


Monthly Spread Trend



25k EUR deal

Rank	Venue	Spread (bps)	Change
1	XMAD	<b>6.64</b>	+0.14
2	CEUX	<b>7.27</b>	+0.37
3	AQEU	<b>8.56</b>	+0.78
4	TQEX	<b>14.97</b>	+1.25

Monthly Spread Trend



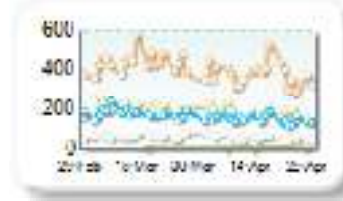
Spreads measure the bid to offer spread of the best visible orders in the book. The result is averaged over the stocks in the index and is based on measurements of the order books every 30 seconds. The value for the spread is quoted in basis points (0.01%).

### Book Depths

10BPS Depth (top of book)

Rank	Venue	Depth (1K EUR)	Change
1	XMAD	<b>374.4</b>	-60.5
2	CEUX	<b>180.0</b>	-21.5
3	AQEU	<b>147.3</b>	-28.2
4	TQEX	<b>57.0</b>	-5.4
5	BATE	<b>3.1</b>	+0.4

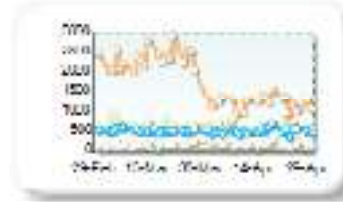
Monthly Depth Trend



50BPS Depth (deeper into book)

Rank	Venue	Depth (1K EUR)	Change
1	XMAD	<b>1,211.3</b>	-1,136.6
2	CEUX	<b>628.8</b>	-42.0
3	AQEU	<b>512.5</b>	-20.3
4	TQEX	<b>207.7</b>	+12.3
5	BATE	<b>21.5</b>	+2.0

Monthly Depth Trend




Market depth measures the amount of visible liquidity (bids and offers) in the order book within 10 or 50 BPS of mid price. The result is averaged over the stocks in the index and is based on measurements of the order book every 30 seconds. This is quoted in '000s of EUR.

### Best Prices

At touch

Rank	Venue	Best Price (%)	Change
1	XMAD	<b>0.67</b>	+0.08
2	TQEX	<b>0.26</b>	+0.05
3	CEUX	<b>0.25</b>	-0.24
4	BATE	<b>0.20</b>	-0.08
5	AQEU	<b>0.16</b>	-0.05
6	CHIX	<b>0.00</b>	+0.00
7	TRQX	<b>0.00</b>	+0.00
8	AQXE	<b>0.00</b>	+0.00

Best Prices Trend



25k EUR deal

Rank	Venue	Best Price (%)	Change
1	XMAD	<b>19.26</b>	+4.68
2	CEUX	<b>5.75</b>	+0.45
3	AQEU	<b>1.73</b>	-0.27
4	TQEX	<b>0.50</b>	-0.11
5	CHIX	<b>0.00</b>	+0.00
6	TRQX	<b>0.00</b>	+0.00
7	BATE	<b>0.00</b>	0.00
8	AQXE	<b>0.00</b>	+0.00

Best Prices Trend

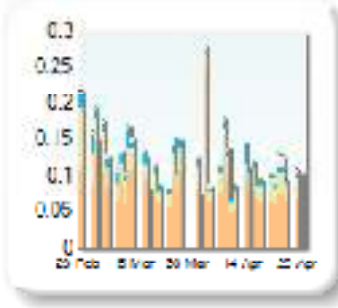


Best Price % measures how often each venue posts an absolute best price (no ties) for stocks. The result is averaged over the stocks in the index and is based on measurements of the order book every 5 seconds.

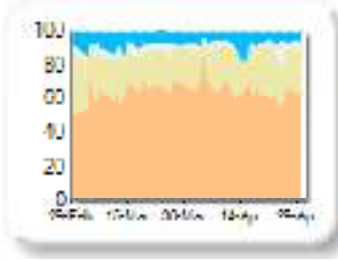
## Market Share

Rank	Venue	Market Share	Change
1	XMAD	<b>67.64%</b>	+3.84
2	CEUX	<b>21.09%</b>	-1.98
3	AQEU	<b>6.45%</b>	-1.81
4	TQEX	<b>4.59%</b>	-0.05
5	BATE	<b>0.18%</b>	+0.03
6	TRQX	<b>0.04%</b>	-0.04
7	CHIX	<b>0.00%</b>	+0.00

Volume Trend



Market Share Trend




Market share is based on on-book value traded during continuous trading. The share is calculated by averaging over all stocks in the index. The current value shown is for last week and the change is relative to the previous week.

## Spreads

At touch

Rank	Venue	Spread (bps)	Change
1	XMAD	<b>9.95</b>	+0.06
2	CEUX	<b>11.08</b>	+1.06
3	AQEU	<b>12.14</b>	+1.02
4	TQEX	<b>23.85</b>	+6.30

Monthly Spread Trend



25k EUR deal

Rank	Venue	Spread (bps)	Change
1	XMAD	<b>13.19</b>	-0.12
2	CEUX	<b>22.09</b>	+0.46
3	AQEU	<b>30.23</b>	+4.71
4	TQEX	<b>64.59</b>	-40.31

Monthly Spread Trend



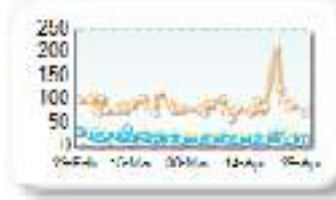
Spreads measure the bid to offer spread of the best visible orders in the book. The result is averaged over the stocks in the index and is based on measurements of the order books every 30 seconds. The value for the spread is quoted in basis points (0.01%).

## Book Depths

10BPS Depth (top of book)

Rank	Venue	Depth (1K EUR)	Change
1	XMAD	<b>88.3</b>	+2.2
2	CEUX	<b>25.0</b>	-2.8
3	AQEU	<b>15.2</b>	-5.5
4	TQEX	<b>3.8</b>	-1.9


Monthly Depth Trend



50BPS Depth (deeper into book)

Rank	Venue	Depth (1K EUR)	Change
1	XMAD	<b>546.1</b>	-530.8
2	CEUX	<b>187.6</b>	+14.4
3	AQEU	<b>120.8</b>	-15.4
4	TQEX	<b>46.8</b>	+4.4

Monthly Depth Trend



Market depth measures the amount of visible liquidity (bids and offers) in the order book within 10 or 50 BPS of mid price. The result is averaged over the stocks in the index and is based on measurements of the order book every 30 seconds. This is quoted in '000s of EUR.

## Best Prices

At touch

Rank	Venue	Best Price (%)	Change
1	XMAD	<b>5.33</b>	+1.59
2	CEUX	<b>0.61</b>	-1.60
3	AQEU	<b>0.26</b>	-0.50
4	TQEX	<b>0.16</b>	-0.20
5	CHIX	<b>0.00</b>	+0.00
6	TRQX	<b>0.00</b>	+0.00
7	BATE	<b>0.00</b>	+0.00

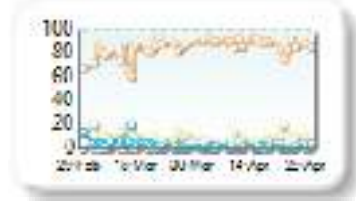
Best Prices Trend



25k EUR deal

Rank	Venue	Best Price (%)	Change
1	XMAD	<b>87.97</b>	+7.68
2	CEUX	<b>7.72</b>	-2.27
3	AQEU	<b>1.00</b>	-2.98
4	TQEX	<b>0.07</b>	-0.28
5	CHIX	<b>0.00</b>	+0.00
6	TRQX	<b>0.00</b>	+0.00
7	BATE	<b>0.00</b>	+0.00

Best Prices Trend

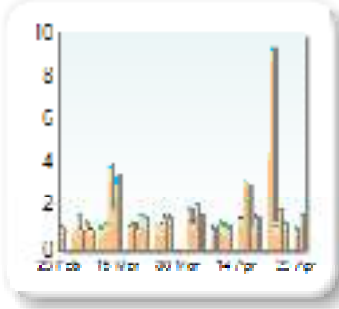


Best Price % measures how often each venue posts an absolute best price (no ties) for stocks. The result is averaged over the stocks in the index and is based on measurements of the order book every 5 seconds.

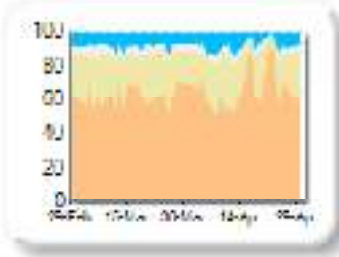
### Market Share

Rank	Venue	Market Share	Change
1	XMAD	<b>75.74%</b>	+12.06
2	CEUX	<b>15.68%</b>	-7.49
3	AQEU	<b>5.46%</b>	-2.49
4	TQEX	<b>2.80%</b>	-2.12
5	BATE	<b>0.22%</b>	+0.01
6	CHIX	<b>0.05%</b>	+0.04
7	TRQX	<b>0.04%</b>	-0.01
8	AQXE	<b>0.00%</b>	+0.00

Volume Trend



Market Share Trend



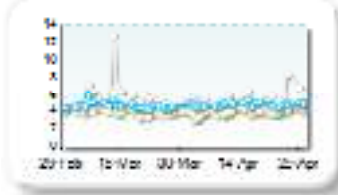
Market share is based on on-book value traded during continuous trading. The share is calculated by averaging over all stocks in the index. The current value shown is for last week and the change is relative to the previous week.

### Spreads

At touch

Rank	Venue	Spread (bps)	Change
1	XMAD	<b>3.77</b>	-0.41
2	CEUX	<b>3.98</b>	-0.01
3	AQEU	<b>4.79</b>	+0.12
4	TQEX	<b>5.56</b>	-0.17
5	BATE	<b>116.05</b>	+47.76


Monthly Spread Trend



25k EUR deal

Rank	Venue	Spread (bps)	Change
1	XMAD	<b>4.97</b>	-0.33
2	CEUX	<b>6.11</b>	+0.25
3	AQEU	<b>7.14</b>	+0.09
4	TQEX	<b>20.98</b>	-0.04

Monthly Spread Trend




Spreads measure the bid to offer spread of the best visible orders in the book. The result is averaged over the stocks in the index and is based on measurements of the order books every 30 seconds. The value for the spread is quoted in basis points (0.01%).

### Book Depths

10BPS Depth (top of book)

Rank	Venue	Depth (1K EUR)	Change
1	XMAD	<b>434.1</b>	-21.7
2	CEUX	<b>157.1</b>	-17.2
3	AQEU	<b>129.3</b>	-8.5
4	TQEX	<b>37.2</b>	-6.6
5	BATE	<b>0.9</b>	+0.1

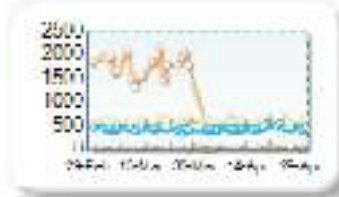
Monthly Depth Trend



50BPS Depth (deeper into book)

Rank	Venue	Depth (1K EUR)	Change
1	CEUX	<b>597.2</b>	-1.1
2	XMAD	<b>534.8</b>	-1,246.3
3	AQEU	<b>453.3</b>	+9.5
4	TQEX	<b>140.9</b>	+4.9
5	BATE	<b>9.2</b>	+0.5

Monthly Depth Trend




Market depth measures the amount of visible liquidity (bids and offers) in the order book within 10 or 50 BPS of mid price. The result is averaged over the stocks in the index and is based on measurements of the order book every 30 seconds. This is quoted in '000s of EUR.

### Best Prices

At touch

Rank	Venue	Best Price (%)	Change
1	XMAD	<b>3.36</b>	+0.88
2	CEUX	<b>1.26</b>	-1.87
3	TQEX	<b>0.51</b>	-0.28
4	AQEU	<b>0.32</b>	-0.27
5	BATE	<b>0.23</b>	+0.15
6	CHIX	<b>0.00</b>	+0.00
7	TRQX	<b>0.00</b>	+0.00
8	AQXE	<b>0.00</b>	+0.00

Best Prices Trend



25k EUR deal

Rank	Venue	Best Price (%)	Change
1	XMAD	<b>55.51</b>	+14.50
2	CEUX	<b>18.10</b>	-7.33
3	AQEU	<b>4.44</b>	-2.60
4	TQEX	<b>0.52</b>	-0.51
5	CHIX	<b>0.00</b>	+0.00
6	TRQX	<b>0.00</b>	+0.00
7	BATE	<b>0.00</b>	+0.00
8	AQXE	<b>0.00</b>	+0.00

Best Prices Trend



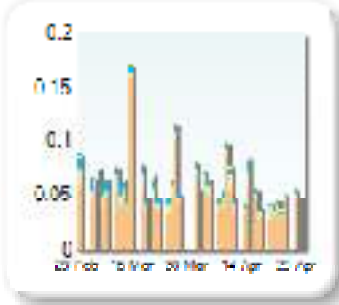
Best Price % measures how often each venue posts an absolute best price (no ties) for stocks. The result is averaged over the stocks in the index and is based on measurements of the order book every 5 seconds.

# Cia de Distribucion Integral Logista Holdings SAU

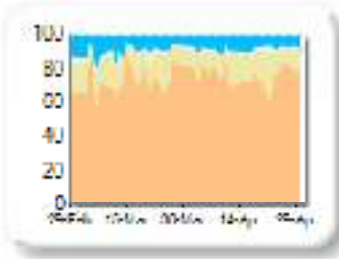
## Market Share

Rank	Venue	Market Share	Change
1	XMAD	<b>76.99%</b>	+1.41
2	CEUX	<b>12.84%</b>	-0.16
3	AQEU	<b>7.99%</b>	-0.92
4	TQEX	<b>1.90%</b>	-0.40
5	BATE	<b>0.27%</b>	+0.07
6	CHIX	<b>0.01%</b>	+0.01

Volume Trend



Market Share Trend




Market share is based on on-book value traded during continuous trading. The share is calculated by averaging over all stocks in the index. The current value shown is for last week and the change is relative to the previous week.

## Spreads

At touch

Rank	Venue	Spread (bps)	Change
1	XMAD	<b>12.15</b>	+0.52
2	CEUX	<b>13.37</b>	+0.91
3	AQEU	<b>13.60</b>	+1.25
4	TQEX	<b>20.99</b>	+1.67

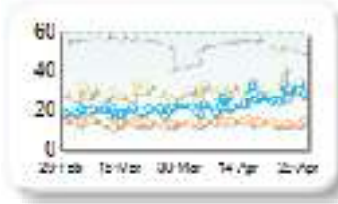
Monthly Spread Trend



25k EUR deal

Rank	Venue	Spread (bps)	Change
1	XMAD	<b>14.08</b>	+0.14
2	AQEU	<b>25.21</b>	+5.54
3	CEUX	<b>30.20</b>	+1.11
4	TQEX	<b>58.41</b>	-0.05

Monthly Spread Trend



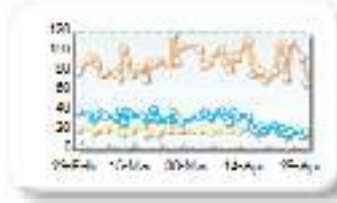
Spreads measure the bid to offer spread of the best visible orders in the book. The result is averaged over the stocks in the index and is based on measurements of the order books every 30 seconds. The value for the spread is quoted in basis points (0.01%).

## Book Depths

10BPS Depth (top of book)

Rank	Venue	Depth (1K EUR)	Change
1	XMAD	<b>89.1</b>	+1.8
2	AQEU	<b>26.2</b>	-7.4
3	CEUX	<b>19.1</b>	-1.5
4	TQEX	<b>4.3</b>	-0.8

Monthly Depth Trend



50BPS Depth (deeper into book)

Rank	Venue	Depth (1K EUR)	Change
1	XMAD	<b>1,140.0</b>	-159.8
2	AQEU	<b>163.0</b>	-19.7
3	CEUX	<b>120.7</b>	+2.3
4	TQEX	<b>55.1</b>	+6.5

Monthly Depth Trend




Market depth measures the amount of visible liquidity (bids and offers) in the order book within 10 or 50 BPS of mid price. The result is averaged over the stocks in the index and is based on measurements of the order book every 30 seconds. This is quoted in '000s of EUR.

## Best Prices

At touch

Rank	Venue	Best Price (%)	Change
1	XMAD	<b>3.64</b>	+2.01
2	CEUX	<b>0.24</b>	-0.40
3	AQEU	<b>0.15</b>	-0.40
4	TQEX	<b>0.10</b>	-0.03
5	BATE	<b>0.06</b>	-0.09
6	CHIX	<b>0.00</b>	+0.00

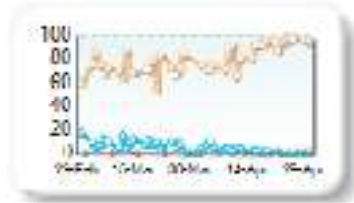
Best Prices Trend



25k EUR deal

Rank	Venue	Best Price (%)	Change
1	XMAD	<b>85.32</b>	+13.31
2	AQEU	<b>2.59</b>	-5.38
3	CEUX	<b>0.68</b>	-0.87
4	CHIX	<b>0.00</b>	+0.00
5	BATE	<b>0.00</b>	+0.00
6	TQEX	<b>0.00</b>	-0.03

Best Prices Trend

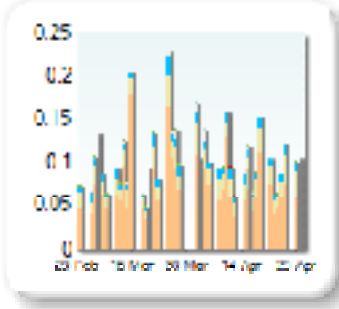


Best Price % measures how often each venue posts an absolute best price (no ties) for stocks. The result is averaged over the stocks in the index and is based on measurements of the order book every 5 seconds.

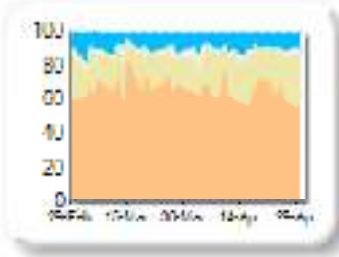
### Market Share

Rank	Venue	Market Share	Change
1	XMAD	<b>65.38%</b>	-5.39
2	CEUX	<b>21.92%</b>	+4.25
3	AQEU	<b>8.82%</b>	+0.17
4	TQEX	<b>3.40%</b>	+0.53
5	BATE	<b>0.42%</b>	+0.38
6	TRQX	<b>0.04%</b>	+0.04
7	CHIX	<b>0.01%</b>	+0.01
8	AQXE	<b>0.00%</b>	0.00

Volume Trend



Market Share Trend



Market share is based on on-book value traded during continuous trading. The share is calculated by averaging over all stocks in the index. The current value shown is for last week and the change is relative to the previous week.

### Spreads

At touch

Rank	Venue	Spread (bps)	Change
1	XMAD	<b>13.42</b>	+1.56
2	CEUX	<b>13.81</b>	+1.66
3	AQEU	<b>14.28</b>	+2.06
4	TQEX	<b>20.67</b>	+2.92

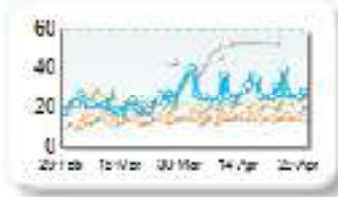
Monthly Spread Trend



25k EUR deal

Rank	Venue	Spread (bps)	Change
1	XMAD	<b>15.24</b>	+1.37
2	CEUX	<b>22.17</b>	-1.45
3	AQEU	<b>29.53</b>	+7.43
4	TQEX	<b>56.54</b>	-0.33

Monthly Spread Trend




Spreads measure the bid to offer spread of the best visible orders in the book. The result is averaged over the stocks in the index and is based on measurements of the order books every 30 seconds. The value for the spread is quoted in basis points (0.01%).

### Book Depths

10BPS Depth (top of book)

Rank	Venue	Depth (1K EUR)	Change
1	XMAD	<b>91.2</b>	-18.3
2	CEUX	<b>31.1</b>	+3.2
3	AQEU	<b>27.0</b>	-6.9
4	TQEX	<b>7.3</b>	-0.3

Monthly Depth Trend



50BPS Depth (deeper into book)

Rank	Venue	Depth (1K EUR)	Change
1	XMAD	<b>1,189.5</b>	-112.9
2	CEUX	<b>186.2</b>	+36.9
3	AQEU	<b>124.4</b>	-28.8
4	TQEX	<b>60.9</b>	+13.0

Monthly Depth Trend




Market depth measures the amount of visible liquidity (bids and offers) in the order book within 10 or 50 BPS of mid price. The result is averaged over the stocks in the index and is based on measurements of the order book every 30 seconds. This is quoted in '000s of EUR.

### Best Prices

At touch

Rank	Venue	Best Price (%)	Change
1	XMAD	<b>1.26</b>	-0.03
2	CEUX	<b>0.37</b>	-0.12
3	AQEU	<b>0.21</b>	-0.28
4	TQEX	<b>0.08</b>	-0.09
5	BATE	<b>0.00</b>	+0.00
6	CHIX	<b>0.00</b>	+0.00
7	TRQX	<b>0.00</b>	+0.00
8	AQXE	<b>0.00</b>	+0.00

Best Prices Trend



25k EUR deal

Rank	Venue	Best Price (%)	Change
1	XMAD	<b>75.06</b>	+4.68
2	CEUX	<b>4.01</b>	+1.33
3	AQEU	<b>1.62</b>	-4.02
4	TQEX	<b>0.03</b>	0.00
5	CHIX	<b>0.00</b>	+0.00
6	TRQX	<b>0.00</b>	+0.00
7	BATE	<b>0.00</b>	+0.00
8	AQXE	<b>0.00</b>	+0.00

Best Prices Trend

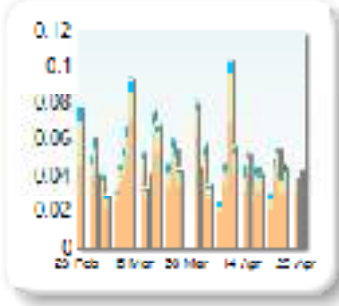


Best Price % measures how often each venue posts an absolute best price (no ties) for stocks. The result is averaged over the stocks in the index and is based on measurements of the order book every 5 seconds.

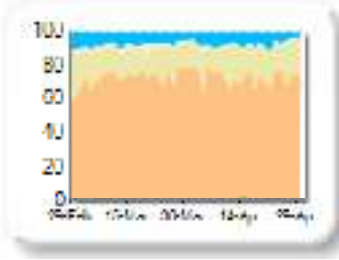
### Market Share

Rank	Venue	Market Share	Change
1	XMAD	71.95%	+0.16
2	CEUX	19.03%	+1.20
3	AQEU	6.45%	-1.27
4	TQEX	1.93%	-0.60
5	BATE	0.58%	+0.47
6	CHIX	0.03%	+0.03
7	TRQX	0.03%	+0.02

Volume Trend



Market Share Trend




Market share is based on on-book value traded during continuous trading. The share is calculated by averaging over all stocks in the index. The current value shown is for last week and the change is relative to the previous week.

### Spreads

At touch

Rank	Venue	Spread (bps)	Change
1	XMAD	12.68	-0.14
2	CEUX	14.58	+0.69
3	AQEU	17.67	+0.68
4	TQEX	30.01	+2.12

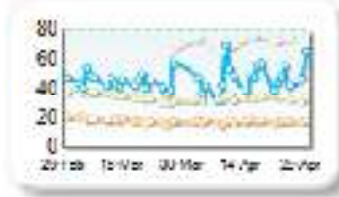
Monthly Spread Trend



25k EUR deal

Rank	Venue	Spread (bps)	Change
1	XMAD	17.18	-0.79
2	CEUX	33.76	-1.31
3	AQEU	47.68	+2.92
4	TQEX	74.37	-1.76

Monthly Spread Trend



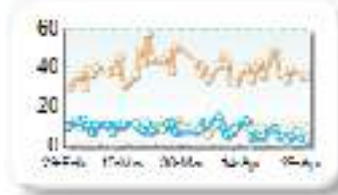
Spreads measure the bid to offer spread of the best visible orders in the book. The result is averaged over the stocks in the index and is based on measurements of the order books every 30 seconds. The value for the spread is quoted in basis points (0.01%).

### Book Depths

10BPS Depth (top of book)

Rank	Venue	Depth (1K EUR)	Change
1	XMAD	38.7	-2.2
2	CEUX	9.7	-1.7
3	AQEU	7.5	-2.7
4	TQEX	0.9	-0.4

Monthly Depth Trend



50BPS Depth (deeper into book)

Rank	Venue	Depth (1K EUR)	Change
1	XMAD	568.6	-294.7
2	CEUX	132.6	+14.2
3	AQEU	72.9	+0.1
4	TQEX	32.8	+2.3

Monthly Depth Trend



Market depth measures the amount of visible liquidity (bids and offers) in the order book within 10 or 50 BPS of mid price. The result is averaged over the stocks in the index and is based on measurements of the order book every 30 seconds. This is quoted in '000s of EUR.

### Best Prices

At touch

Rank	Venue	Best Price (%)	Change
1	XMAD	7.35	-0.62
2	CEUX	0.57	-1.26
3	AQEU	0.29	-0.50
4	TQEX	0.06	-0.15
5	CHIX	0.00	+0.00
6	TRQX	0.00	+0.00
7	BATE	0.00	+0.00


Best Prices Trend



25k EUR deal

Rank	Venue	Best Price (%)	Change
1	XMAD	98.57	+1.87
2	CEUX	0.80	-1.47
3	AQEU	0.44	-0.20
4	TQEX	0.00	0.00
5	CHIX	0.00	+0.00
6	TRQX	0.00	+0.00
7	BATE	0.00	+0.00

Best Prices Trend



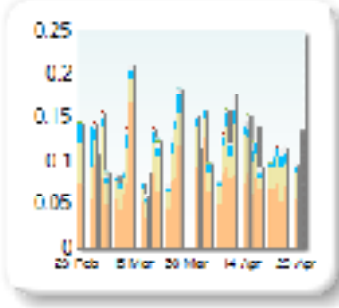
Best Price % measures how often each venue posts an absolute best price (no ties) for stocks. The result is averaged over the stocks in the index and is based on measurements of the order book every 5 seconds.



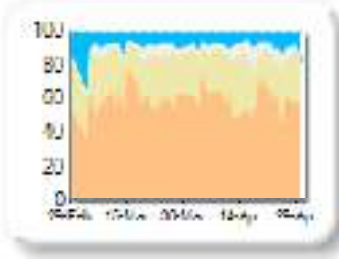
### Market Share

Rank	Venue	Market Share	Change
1	XMAD	59.25%	+0.22
2	CEUX	26.45%	+0.13
3	AQEU	8.07%	-1.45
4	TQEX	6.02%	+1.21
5	BATE	0.18%	+0.04
6	CHIX	0.01%	+0.00
7	TRQX	0.01%	-0.16

Volume Trend



Market Share Trend



Market share is based on on-book value traded during continuous trading. The share is calculated by averaging over all stocks in the index. The current value shown is for last week and the change is relative to the previous week.

### Spreads

At touch

Rank	Venue	Spread (bps)	Change
1	XMAD	12.01	+1.60
2	CEUX	12.34	+2.18
3	AQEU	12.83	+1.47
4	TQEX	29.91	+1.91

Monthly Spread Trend



25k EUR deal

Rank	Venue	Spread (bps)	Change
1	XMAD	15.12	+1.11
2	CEUX	23.70	-0.80
3	AQEU	24.97	-7.49

Monthly Spread Trend




Spreads measure the bid to offer spread of the best visible orders in the book. The result is averaged over the stocks in the index and is based on measurements of the order books every 30 seconds. The value for the spread is quoted in basis points (0.01%).

### Book Depths

10BPS Depth (top of book)

Rank	Venue	Depth (1K EUR)	Change
1	XMAD	64.0	+7.5
2	CEUX	24.9	+2.4
3	AQEU	24.1	+10.1
4	TQEX	4.4	+1.1

Monthly Depth Trend



50BPS Depth (deeper into book)

Rank	Venue	Depth (1K EUR)	Change
1	XMAD	483.0	-164.7
2	CEUX	157.1	+21.6
3	AQEU	143.3	+46.7
4	TQEX	28.3	+2.5

Monthly Depth Trend




Market depth measures the amount of visible liquidity (bids and offers) in the order book within 10 or 50 BPS of mid price. The result is averaged over the stocks in the index and is based on measurements of the order book every 30 seconds. This is quoted in '000s of EUR.

### Best Prices

At touch

Rank	Venue	Best Price (%)	Change
1	XMAD	1.75	-0.75
2	CEUX	0.67	-1.77
3	AQEU	0.21	-0.41
4	TQEX	0.15	-0.39
5	BATE	0.00	0.00
6	CHIX	0.00	+0.00
7	TRQX	0.00	+0.00


Best Prices Trend



25k EUR deal

Rank	Venue	Best Price (%)	Change
1	XMAD	81.81	-5.19
2	CEUX	5.76	-2.31
3	AQEU	4.40	+1.68
4	TQEX	0.06	+0.00
5	CHIX	0.00	+0.00
6	TRQX	0.00	+0.00
7	BATE	0.00	+0.00

Best Prices Trend

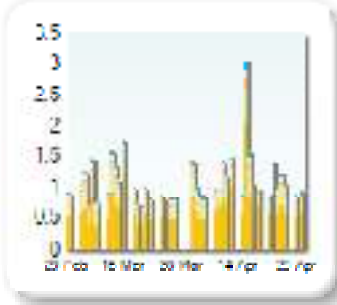


Best Price % measures how often each venue posts an absolute best price (no ties) for stocks. The result is averaged over the stocks in the index and is based on measurements of the order book every 5 seconds.

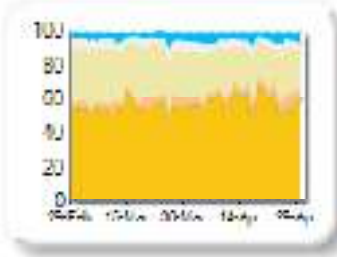
### Market Share

Rank	Venue	Market Share	Change
1	ENXT	59.70%	+4.07
2	CEUX	24.50%	-5.43
3	XMAD	5.92%	+1.16
4	AQEU	5.11%	+0.91
5	TQEX	4.69%	-0.64
6	TRQX	0.03%	-0.09
7	CHIX	0.03%	+0.02
8	BATE	0.02%	+0.01

Volume Trend



Market Share Trend



Market share is based on on-book value traded during continuous trading. The share is calculated by averaging over all stocks in the index. The current value shown is for last week and the change is relative to the previous week.

### Spreads

At touch

Rank	Venue	Spread (bps)	Change
1	ENXT	5.74	+2.25
2	AQEU	5.89	+1.67
3	CEUX	5.92	+2.54
4	TQEX	7.22	+2.64
5	XMAD	8.51	+1.63
6	BATE	87.66	-54.17

Monthly Spread Trend



25k EUR deal

Rank	Venue	Spread (bps)	Change
1	ENXT	6.24	+1.93
2	CEUX	7.89	+3.06
3	AQEU	8.40	+0.61
4	XMAD	10.26	+1.96
5	TQEX	18.61	+5.35

Monthly Spread Trend




Spreads measure the bid to offer spread of the best visible orders in the book. The result is averaged over the stocks in the index and is based on measurements of the order books every 30 seconds. The value for the spread is quoted in basis points (0.01%).

### Book Depths

10BPS Depth (top of book)

Rank	Venue	Depth (1K EUR)	Change
1	ENXT	527.2	-188.0
2	XMAD	234.6	-108.7
3	CEUX	158.6	-84.0
4	AQEU	126.0	-36.7
5	TQEX	33.1	-29.9
6	BATE	0.6	+0.0


Monthly Depth Trend



50BPS Depth (deeper into book)

Rank	Venue	Depth (1K EUR)	Change
1	ENXT	3,159.9	-142.4
2	XMAD	820.5	-595.0
3	CEUX	668.6	-38.0
4	AQEU	524.6	+44.4
5	TQEX	286.1	+18.8
6	BATE	15.9	-0.9

Monthly Depth Trend




Market depth measures the amount of visible liquidity (bids and offers) in the order book within 10 or 50 BPS of mid price. The result is averaged over the stocks in the index and is based on measurements of the order book every 30 seconds. This is quoted in '000s of EUR.

### Best Prices

At touch

Rank	Venue	Best Price (%)	Change
1	ENXT	1.47	-2.46
2	CEUX	0.85	-3.78
3	TQEX	0.48	-0.19
4	AQEU	0.34	-0.33
5	BATE	0.02	+0.03
6	CHIX	0.00	+0.01
7	TRQX	0.00	+0.00

Best Prices Trend



25k EUR deal

Rank	Venue	Best Price (%)	Change
1	ENXT	35.04	-8.55
2	CEUX	5.61	-17.85
3	AQEU	2.96	+1.50
4	TQEX	0.19	-0.15
5	CHIX	0.00	+0.00
6	TRQX	0.00	+0.00
7	BATE	0.00	+0.00

Best Prices Trend

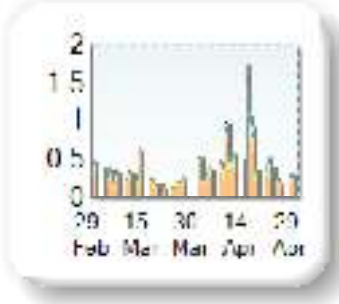


Best Price % measures how often each venue posts an absolute best price (no ties) for stocks. The result is averaged over the stocks in the index and is based on measurements of the order book every 5 seconds.

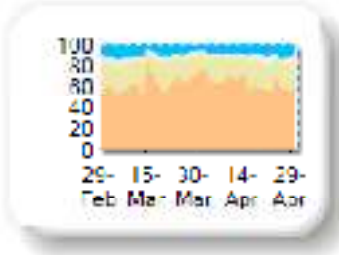
### Market Share

Rank	Venue	Market Share	Change
1	XMAD	64.01%	+1.65
2	CEUX	21.79%	-0.85
3	AQEU	7.98%	-1.48
4	TQEX	5.51%	+0.34
5	BATE	0.67%	+0.34
6	TRQX	0.02%	0.00
7	CHIX	0.01%	0.00

Volume Trend



Market Share Trend



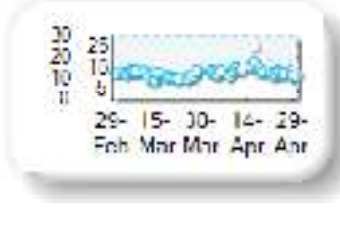
Market share is based on on-book value traded during continuous trading. The share is calculated by averaging over all stocks in the index. The current value shown is for last week and the change is relative to the previous week.

### Spreads

At touch

Rank	Venue	Spread (bps)	Change
1	XMAD	14.55	+3.48
2	CEUX	15.11	+4.19
3	AQEU	15.32	+3.99
4	TQEX	20.93	+6.60
5	BATE	88.25	n/a

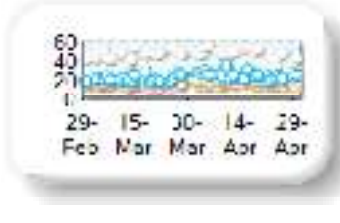
Monthly Spread Trend



25k EUR deal

Rank	Venue	Spread (bps)	Change
1	XMAD	17.32	+4.17
2	CEUX	20.21	+2.26
3	AQEU	24.98	+3.73
4	TQEX	48.50	-2.49

Monthly Spread Trend




Spreads measure the bid to offer spread of the best visible orders in the book. The result is averaged over the stocks in the index and is based on measurements of the order books every 30 seconds. The value for the spread is quoted in basis points (0.01%).

### Book Depths

10BPS Depth (top of book)

Rank	Venue	Depth (1K EUR)	Change
1	XMAD	97.6	+4.8
2	CEUX	36.6	-2.6
3	AQEU	30.2	-0.2
4	TQEX	13.4	+0.9
5	BATE	1.5	-0.4
6	CHIX	0.0	+0.0

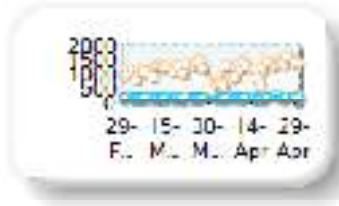
Monthly Depth Trend



50BPS Depth (deeper into book)

Rank	Venue	Depth (1K EUR)	Change
1	XMAD	1,153.0	-17.8
2	CEUX	229.8	+21.3
3	AQEU	160.7	+8.5
4	TQEX	86.5	+15.1
5	BATE	3.6	-1.0
6	CHIX	0.0	-1.3

Monthly Depth Trend



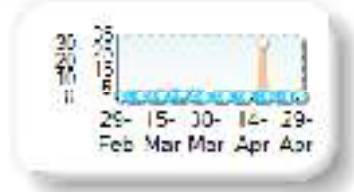
Market depth measures the amount of visible liquidity (bids and offers) in the order book within 10 or 50 BPS of mid price. The result is averaged over the stocks in the index and is based on measurements of the order book every 30 seconds. This is quoted in '000s of EUR.

### Best Prices

At touch

Rank	Venue	Best Price (%)	Change
1	XMAD	2.79	+1.36
2	CEUX	0.28	-0.51
3	AQEU	0.18	-0.31
4	BATE	0.11	-0.07
5	TQEX	0.10	-0.19
6	CHIX	0.00	+0.00
7	TRQX	0.00	+0.00


Best Prices Trend



25k EUR deal

Rank	Venue	Best Price (%)	Change
1	XMAD	64.48	+1.88
2	CEUX	5.45	-2.81
3	AQEU	3.08	-1.08
4	TQEX	0.31	-0.15
5	CHIX	0.00	+0.00
6	TRQX	0.00	+0.00
7	BATE	0.00	+0.00

Best Prices Trend

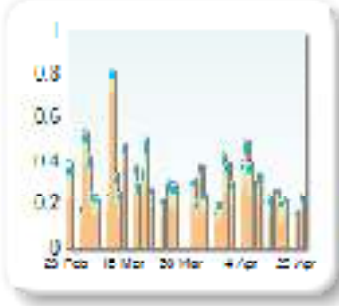


Best Price % measures how often each venue posts an absolute best price (no ties) for stocks. The result is averaged over the stocks in the index and is based on measurements of the order book every 5 seconds.

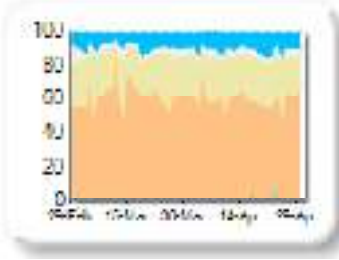
### Market Share

Rank	Venue	Market Share	Change
1	XMAD	59.36%	-4.50
2	CEUX	25.47%	+2.57
3	AQEU	10.10%	+1.55
4	TQEX	3.90%	-0.23
5	BATE	0.81%	+0.33
6	TRQX	0.34%	+0.26
7	CHIX	0.03%	+0.02

Volume Trend



Market Share Trend




Market share is based on on-book value traded during continuous trading. The share is calculated by averaging over all stocks in the index. The current value shown is for last week and the change is relative to the previous week.

### Spreads

At touch

Rank	Venue	Spread (bps)	Change
1	XMAD	9.26	+3.12
2	CEUX	9.35	+3.42
3	AQEU	9.44	+2.70
4	TQEX	14.60	+1.89
5	BATE	87.84	n/a

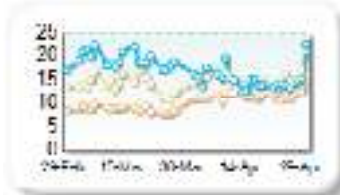
Monthly Spread Trend



25k EUR deal

Rank	Venue	Spread (bps)	Change
1	XMAD	11.50	+2.90
2	AQEU	15.26	-3.89
3	CEUX	15.43	+1.39
4	TQEX	54.21	-5.65

Monthly Spread Trend



Spreads measure the bid to offer spread of the best visible orders in the book. The result is averaged over the stocks in the index and is based on measurements of the order books every 30 seconds. The value for the spread is quoted in basis points (0.01%).

### Book Depths

10BPS Depth (top of book)

Rank	Venue	Depth (1K EUR)	Change
1	XMAD	137.8	-68.8
2	CEUX	55.7	+1.9
3	AQEU	54.9	+20.2
4	TQEX	10.2	+1.7
5	BATE	1.6	+0.2

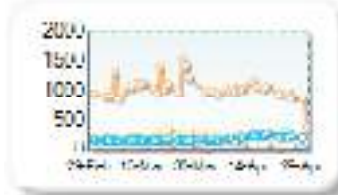
Monthly Depth Trend



50BPS Depth (deeper into book)

Rank	Venue	Depth (1K EUR)	Change
1	XMAD	957.7	-128.7
2	CEUX	244.0	+0.2
3	AQEU	202.5	+42.1
4	TQEX	74.4	+5.3
5	BATE	6.1	+0.6

Monthly Depth Trend




Market depth measures the amount of visible liquidity (bids and offers) in the order book within 10 or 50 BPS of mid price. The result is averaged over the stocks in the index and is based on measurements of the order book every 30 seconds. This is quoted in '000s of EUR.

### Best Prices

At touch

Rank	Venue	Best Price (%)	Change
1	XMAD	0.56	-2.91
2	CEUX	0.19	-2.82
3	AQEU	0.14	-0.45
4	TQEX	0.08	-0.35
5	BATE	0.07	-0.14
6	CHIX	0.00	+0.00
7	TRQX	0.00	+0.00


Best Prices Trend



25k EUR deal

Rank	Venue	Best Price (%)	Change
1	XMAD	56.26	-25.83
2	CEUX	9.39	-5.38
3	AQEU	8.98	+7.97
4	TQEX	0.17	+0.04
5	CHIX	0.00	+0.00
6	TRQX	0.00	+0.00
7	BATE	0.00	+0.00

Best Prices Trend

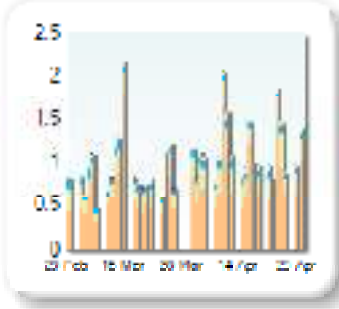


Best Price % measures how often each venue posts an absolute best price (no ties) for stocks. The result is averaged over the stocks in the index and is based on measurements of the order book every 5 seconds.

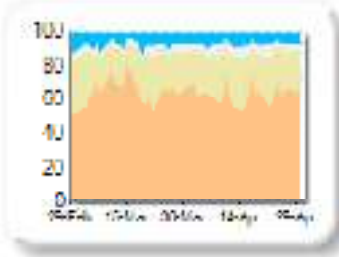
### Market Share

Rank	Venue	Market Share	Change
1	XMAD	66.72%	+0.27
2	CEUX	21.92%	+0.26
3	AQEU	6.12%	-1.17
4	TQEX	4.85%	+0.65
5	BATE	0.31%	-0.01
6	TRQX	0.06%	+0.00
7	CHIX	0.01%	-0.01
8	AQXE	0.00%	+0.00

Volume Trend



Market Share Trend



Market share is based on on-book value traded during continuous trading. The share is calculated by averaging over all stocks in the index. The current value shown is for last week and the change is relative to the previous week.

### Spreads

At touch

Rank	Venue	Spread (bps)	Change
1	XMAD	5.19	-0.50
2	CEUX	5.51	-0.03
3	AQEU	6.25	+0.17
4	TQEX	6.95	+0.16

Monthly Spread Trend



25k EUR deal

Rank	Venue	Spread (bps)	Change
1	XMAD	6.69	-0.20
2	CEUX	8.92	+0.44
3	AQEU	13.36	+1.71
4	TQEX	27.36	+1.24

Monthly Spread Trend



Spreads measure the bid to offer spread of the best visible orders in the book. The result is averaged over the stocks in the index and is based on measurements of the order books every 30 seconds. The value for the spread is quoted in basis points (0.01%).

### Book Depths

10BPS Depth (top of book)

Rank	Venue	Depth (1K EUR)	Change
1	XMAD	337.2	-13.4
2	CEUX	99.6	-7.9
3	AQEU	57.6	-13.5
4	TQEX	29.7	+1.9

Monthly Depth Trend



50BPS Depth (deeper into book)

Rank	Venue	Depth (1K EUR)	Change
1	XMAD	718.7	-1,387.9
2	CEUX	407.1	+7.9
3	AQEU	228.7	-28.8
4	TQEX	133.8	+16.1

Monthly Depth Trend




Market depth measures the amount of visible liquidity (bids and offers) in the order book within 10 or 50 BPS of mid price. The result is averaged over the stocks in the index and is based on measurements of the order book every 30 seconds. This is quoted in '000s of EUR.

### Best Prices

At touch

Rank	Venue	Best Price (%)	Change
1	XMAD	2.79	+1.12
2	CEUX	0.69	-1.08
3	TQEX	0.33	-0.26
4	AQEU	0.31	-0.21
5	BATE	0.10	-0.11
6	CHIX	0.00	0.00
7	TRQX	0.00	+0.00
8	AQXE	0.00	+0.00

Best Prices Trend



25k EUR deal

Rank	Venue	Best Price (%)	Change
1	XMAD	61.04	+7.96
2	CEUX	16.37	-1.14
3	AQEU	1.78	-1.09
4	TQEX	0.85	+0.06
5	CHIX	0.00	+0.00
6	TRQX	0.00	+0.00
7	BATE	0.00	+0.00
8	AQXE	0.00	+0.00

Best Prices Trend

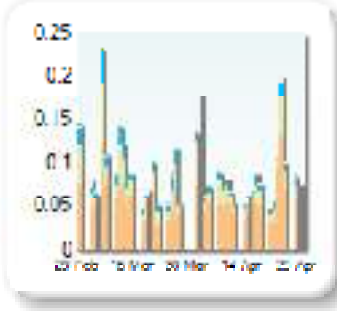


Best Price % measures how often each venue posts an absolute best price (no ties) for stocks. The result is averaged over the stocks in the index and is based on measurements of the order book every 5 seconds.

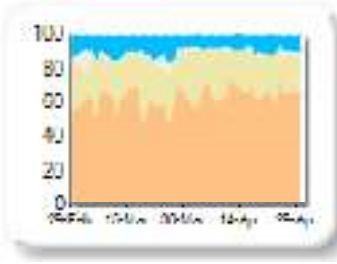
### Market Share

Rank	Venue	Market Share	Change
1	XMAD	65.44%	+6.73
2	CEUX	24.21%	-1.76
3	AQEU	7.97%	-4.27
4	TQEX	2.06%	-0.90
5	BATE	0.28%	+0.16
6	TRQX	0.04%	+0.04

Volume Trend



Market Share Trend




Market share is based on on-book value traded during continuous trading. The share is calculated by averaging over all stocks in the index. The current value shown is for last week and the change is relative to the previous week.

### Spreads

At touch

Rank	Venue	Spread (bps)	Change
1	XMAD	12.71	-0.64
2	CEUX	14.24	+0.30
3	AQEU	15.04	-0.38
4	TQEX	35.08	-2.46


Monthly Spread Trend



25k EUR deal

Rank	Venue	Spread (bps)	Change
1	XMAD	17.40	-0.66
2	AQEU	37.80	+3.99
3	CEUX	37.85	+0.86
4	TQEX	71.97	+8.79

Monthly Spread Trend




Spreads measure the bid to offer spread of the best visible orders in the book. The result is averaged over the stocks in the index and is based on measurements of the order books every 30 seconds. The value for the spread is quoted in basis points (0.01%).

### Book Depths

10BPS Depth (top of book)

Rank	Venue	Depth (1K EUR)	Change
1	XMAD	53.7	-1.0
2	CEUX	15.7	-2.3
3	AQEU	13.2	-4.2
4	TQEX	1.6	-0.3

Monthly Depth Trend



50BPS Depth (deeper into book)

Rank	Venue	Depth (1K EUR)	Change
1	XMAD	443.1	-345.0
2	CEUX	115.4	+0.1
3	AQEU	106.9	-3.9
4	TQEX	31.4	+4.6

Monthly Depth Trend




Market depth measures the amount of visible liquidity (bids and offers) in the order book within 10 or 50 BPS of mid price. The result is averaged over the stocks in the index and is based on measurements of the order book every 30 seconds. This is quoted in '000s of EUR.

### Best Prices

At touch

Rank	Venue	Best Price (%)	Change
1	XMAD	5.91	+0.79
2	CEUX	0.96	-1.59
3	AQEU	0.44	-1.31
4	TQEX	0.14	-0.08
5	TRQX	0.00	+0.00
6	BATE	0.00	+0.00

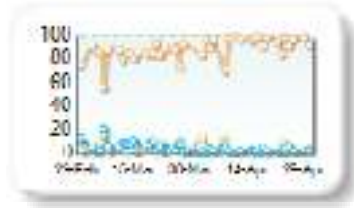
Best Prices Trend



25k EUR deal

Rank	Venue	Best Price (%)	Change
1	XMAD	93.04	+9.78
2	CEUX	3.25	-3.13
3	AQEU	1.73	-4.70
4	TRQX	0.00	+0.00
5	BATE	0.00	+0.00
6	TQEX	0.00	+0.00

Best Prices Trend

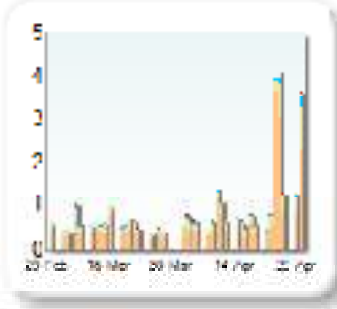


Best Price % measures how often each venue posts an absolute best price (no ties) for stocks. The result is averaged over the stocks in the index and is based on measurements of the order book every 5 seconds.

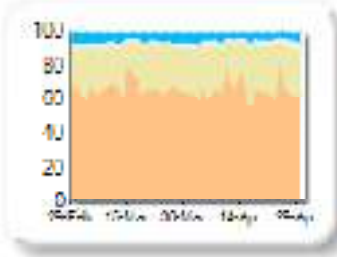
### Market Share

Rank	Venue	Market Share	Change
1	XMAD	<b>70.87%</b>	+4.13
2	CEUX	<b>21.63%</b>	-2.64
3	AQEU	<b>4.20%</b>	-1.30
4	TQEX	<b>2.81%</b>	-0.03
5	BATE	<b>0.37%</b>	-0.13
6	TRQX	<b>0.07%</b>	-0.06
7	CHIX	<b>0.04%</b>	+0.03
8	AQXE	<b>0.00%</b>	+0.00

Volume Trend



Market Share Trend



Market share is based on on-book value traded during continuous trading. The share is calculated by averaging over all stocks in the index. The current value shown is for last week and the change is relative to the previous week.

### Spreads

At touch

Rank	Venue	Spread (bps)	Change
1	XMAD	<b>6.69</b>	-0.16
2	CEUX	<b>7.92</b>	+1.12
3	AQEU	<b>9.40</b>	+1.42
4	TQEX	<b>15.34</b>	+4.67

Monthly Spread Trend



25k EUR deal

Rank	Venue	Spread (bps)	Change
1	XMAD	<b>9.00</b>	+0.35
2	CEUX	<b>13.74</b>	+1.59
3	AQEU	<b>19.91</b>	+3.33
4	TQEX	<b>49.71</b>	+6.58

Monthly Spread Trend




Spreads measure the bid to offer spread of the best visible orders in the book. The result is averaged over the stocks in the index and is based on measurements of the order books every 30 seconds. The value for the spread is quoted in basis points (0.01%).

### Book Depths

10BPS Depth (top of book)

Rank	Venue	Depth (1K EUR)	Change
1	XMAD	<b>237.6</b>	-43.5
2	CEUX	<b>68.3</b>	-1.4
3	AQEU	<b>38.0</b>	-4.4
4	TQEX	<b>10.2</b>	-2.0

Monthly Depth Trend



50BPS Depth (deeper into book)

Rank	Venue	Depth (1K EUR)	Change
1	XMAD	<b>531.5</b>	-1,871.8
2	CEUX	<b>338.3</b>	+19.7
3	AQEU	<b>176.3</b>	+0.6
4	TQEX	<b>100.3</b>	+2.1

Monthly Depth Trend



Market depth measures the amount of visible liquidity (bids and offers) in the order book within 10 or 50 BPS of mid price. The result is averaged over the stocks in the index and is based on measurements of the order book every 30 seconds. This is quoted in '000s of EUR.

### Best Prices

At touch

Rank	Venue	Best Price (%)	Change
1	XMAD	<b>7.86</b>	+2.49
2	CEUX	<b>1.77</b>	-1.18
3	AQEU	<b>0.52</b>	-0.23
4	TQEX	<b>0.26</b>	-0.17
5	BATE	<b>0.00</b>	-0.02
6	CHIX	<b>0.00</b>	+0.00
7	TRQX	<b>0.00</b>	+0.00
8	AQXE	<b>0.00</b>	+0.00


Best Prices Trend



25k EUR deal

Rank	Venue	Best Price (%)	Change
1	XMAD	<b>72.53</b>	+5.44
2	CEUX	<b>17.52</b>	-0.95
3	AQEU	<b>1.79</b>	+0.18
4	TQEX	<b>0.19</b>	-0.10
5	CHIX	<b>0.00</b>	+0.00
6	TRQX	<b>0.00</b>	+0.00
7	BATE	<b>0.00</b>	+0.00
8	AQXE	<b>0.00</b>	+0.00

Best Prices Trend

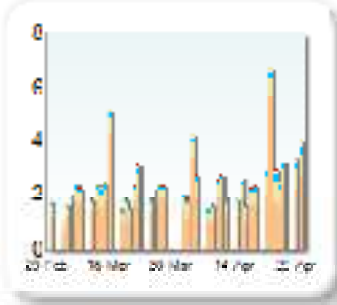


Best Price % measures how often each venue posts an absolute best price (no ties) for stocks. The result is averaged over the stocks in the index and is based on measurements of the order book every 5 seconds.

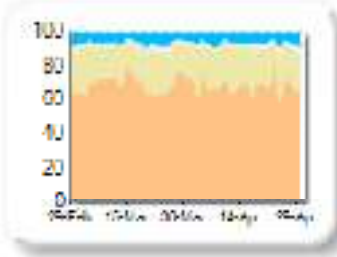
### Market Share

Rank	Venue	Market Share	Change
1	XMAD	<b>69.58%</b>	-0.63
2	CEUX	<b>21.06%</b>	+0.70
3	AQEU	<b>5.90%</b>	-0.20
4	TQEX	<b>3.22%</b>	+0.39
5	BATE	<b>0.16%</b>	-0.23
6	CHIX	<b>0.05%</b>	+0.02
7	TRQX	<b>0.04%</b>	-0.06
8	AQXE	<b>0.00%</b>	0.00

Volume Trend



Market Share Trend



Market share is based on on-book value traded during continuous trading. The share is calculated by averaging over all stocks in the index. The current value shown is for last week and the change is relative to the previous week.

### Spreads

At touch

Rank	Venue	Spread (bps)	Change
1	XMAD	<b>2.35</b>	-0.25
2	CEUX	<b>2.65</b>	+0.14
3	AQEU	<b>2.99</b>	+0.07
4	TQEX	<b>6.00</b>	+1.61
5	BATE	<b>92.28</b>	n/a


Monthly Spread Trend



25k EUR deal

Rank	Venue	Spread (bps)	Change
1	XMAD	<b>3.40</b>	-0.12
2	CEUX	<b>4.27</b>	+0.42
3	AQEU	<b>5.03</b>	+0.09
4	TQEX	<b>25.28</b>	+11.06

Monthly Spread Trend




Spreads measure the bid to offer spread of the best visible orders in the book. The result is averaged over the stocks in the index and is based on measurements of the order books every 30 seconds. The value for the spread is quoted in basis points (0.01%).

### Book Depths

10BPS Depth (top of book)

Rank	Venue	Depth (1K EUR)	Change
1	XMAD	<b>405.5</b>	-403.7
2	CEUX	<b>268.9</b>	-4.2
3	AQEU	<b>188.8</b>	+6.2
4	TQEX	<b>59.1</b>	-1.6
5	BATE	<b>1.1</b>	+0.1


Monthly Depth Trend



50BPS Depth (deeper into book)

Rank	Venue	Depth (1K EUR)	Change
1	CEUX	<b>645.7</b>	-58.0
2	AQEU	<b>437.2</b>	-42.8
3	XMAD	<b>405.9</b>	-1,720.9
4	TQEX	<b>227.5</b>	-39.5
5	BATE	<b>30.0</b>	+4.3

Monthly Depth Trend




Market depth measures the amount of visible liquidity (bids and offers) in the order book within 10 or 50 BPS of mid price. The result is averaged over the stocks in the index and is based on measurements of the order book every 30 seconds. This is quoted in '000s of EUR.

### Best Prices

At touch

Rank	Venue	Best Price (%)	Change
1	XMAD	<b>8.58</b>	+3.93
2	CEUX	<b>3.34</b>	-2.82
3	AQEU	<b>1.29</b>	-0.15
4	TQEX	<b>0.60</b>	-0.29
5	BATE	<b>0.05</b>	-0.03
6	CHIX	<b>0.00</b>	0.00
7	TRQX	<b>0.00</b>	+0.00
8	AQXE	<b>0.00</b>	+0.00

Best Prices Trend



25k EUR deal

Rank	Venue	Best Price (%)	Change
1	XMAD	<b>59.49</b>	+12.49
2	CEUX	<b>25.36</b>	-8.83
3	AQEU	<b>6.56</b>	-0.15
4	TQEX	<b>0.44</b>	-0.27
5	BATE	<b>0.00</b>	+0.00
6	CHIX	<b>0.00</b>	+0.00
7	TRQX	<b>0.00</b>	+0.00
8	AQXE	<b>0.00</b>	+0.00

Best Prices Trend



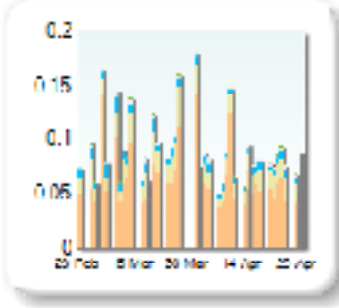
Best Price % measures how often each venue posts an absolute best price (no ties) for stocks. The result is averaged over the stocks in the index and is based on measurements of the order book every 5 seconds.



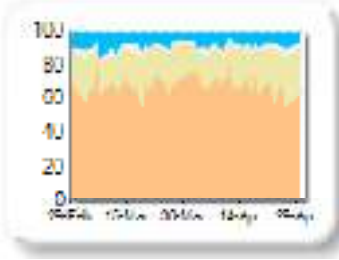
### Market Share

Rank	Venue	Market Share	Change
1	XMAD	69.56%	+1.20
2	CEUX	20.08%	-0.19
3	AQEU	7.12%	-1.01
4	TQEX	2.91%	-0.06
5	BATE	0.30%	+0.07
6	TRQX	0.03%	-0.01
7	CHIX	0.00%	+0.00

Volume Trend



Market Share Trend



Market share is based on on-book value traded during continuous trading. The share is calculated by averaging over all stocks in the index. The current value shown is for last week and the change is relative to the previous week.

### Spreads

At touch

Rank	Venue	Spread (bps)	Change
1	XMAD	10.50	-0.62
2	CEUX	11.61	+0.23
3	AQEU	11.80	+0.09
4	TQEX	23.43	+2.72

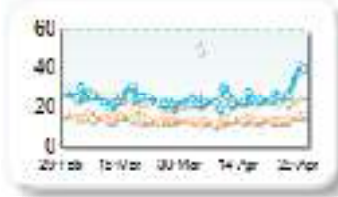
Monthly Spread Trend



25k EUR deal

Rank	Venue	Spread (bps)	Change
1	XMAD	13.48	-0.80
2	CEUX	23.68	-0.18
3	AQEU	25.91	+1.03
4	TQEX	68.65	-0.62

Monthly Spread Trend




Spreads measure the bid to offer spread of the best visible orders in the book. The result is averaged over the stocks in the index and is based on measurements of the order books every 30 seconds. The value for the spread is quoted in basis points (0.01%).

### Book Depths

10BPS Depth (top of book)

Rank	Venue	Depth (1K EUR)	Change
1	XMAD	80.2	-3.7
2	CEUX	23.0	-3.7
3	AQEU	21.6	-3.2
4	TQEX	3.7	-1.0

Monthly Depth Trend



50BPS Depth (deeper into book)

Rank	Venue	Depth (1K EUR)	Change
1	XMAD	697.5	-407.6
2	CEUX	176.3	+18.9
3	AQEU	119.9	-0.6
4	TQEX	45.0	+4.3

Monthly Depth Trend




Market depth measures the amount of visible liquidity (bids and offers) in the order book within 10 or 50 BPS of mid price. The result is averaged over the stocks in the index and is based on measurements of the order book every 30 seconds. This is quoted in '000s of EUR.

### Best Prices

At touch

Rank	Venue	Best Price (%)	Change
1	XMAD	4.43	+0.41
2	CEUX	0.63	-0.37
3	AQEU	0.37	-0.20
4	TQEX	0.14	+0.00
5	BATE	0.02	-0.02
6	CHIX	0.00	+0.00
7	TRQX	0.00	+0.00

Best Prices Trend



25k EUR deal

Rank	Venue	Best Price (%)	Change
1	XMAD	89.17	+8.55
2	CEUX	4.14	-3.69
3	AQEU	3.47	-2.17
4	TQEX	0.08	-0.09
5	CHIX	0.00	+0.00
6	TRQX	0.00	+0.00
7	BATE	0.00	+0.00

Best Prices Trend

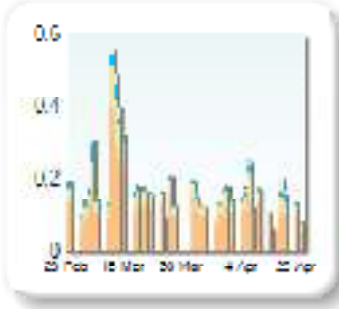


Best Price % measures how often each venue posts an absolute best price (no ties) for stocks. The result is averaged over the stocks in the index and is based on measurements of the order book every 5 seconds.

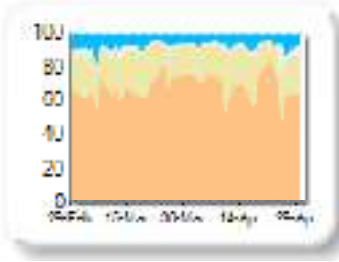
### Market Share

Rank	Venue	Market Share	Change
1	XMAD	<b>65.87%</b>	-0.36
2	CEUX	<b>22.76%</b>	+0.48
3	AQEU	<b>6.81%</b>	-0.94
4	TQEX	<b>4.12%</b>	+0.68
5	BATE	<b>0.40%</b>	+0.16
6	TRQX	<b>0.04%</b>	-0.02
7	CHIX	<b>0.00%</b>	0.00

Volume Trend



Market Share Trend




Market share is based on on-book value traded during continuous trading. The share is calculated by averaging over all stocks in the index. The current value shown is for last week and the change is relative to the previous week.

### Spreads

At touch

Rank	Venue	Spread (bps)	Change
1	XMAD	<b>11.72</b>	+0.85
2	CEUX	<b>13.38</b>	+1.90
3	AQEU	<b>14.64</b>	+1.90
4	TQEX	<b>40.34</b>	-2.41

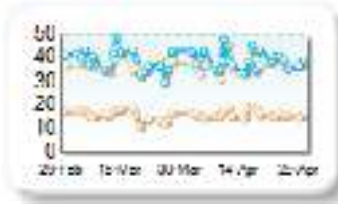
Monthly Spread Trend



25k EUR deal

Rank	Venue	Spread (bps)	Change
1	XMAD	<b>16.04</b>	+0.60
2	CEUX	<b>37.75</b>	+0.78
3	AQEU	<b>39.02</b>	+0.07
4	TQEX	<b>85.47</b>	n/a

Monthly Spread Trend



Spreads measure the bid to offer spread of the best visible orders in the book. The result is averaged over the stocks in the index and is based on measurements of the order books every 30 seconds. The value for the spread is quoted in basis points (0.01%).

### Book Depths

10BPS Depth (top of book)

Rank	Venue	Depth (1K EUR)	Change
1	XMAD	<b>48.1</b>	-35.4
2	AQEU	<b>9.5</b>	-2.3
3	CEUX	<b>8.8</b>	-4.7
4	TQEX	<b>0.7</b>	-0.5

Monthly Depth Trend



50BPS Depth (deeper into book)

Rank	Venue	Depth (1K EUR)	Change
1	XMAD	<b>383.8</b>	-366.0
2	CEUX	<b>110.6</b>	-1.3
3	AQEU	<b>80.4</b>	-2.2
4	TQEX	<b>25.3</b>	+5.3

Monthly Depth Trend



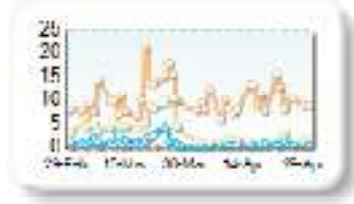
Market depth measures the amount of visible liquidity (bids and offers) in the order book within 10 or 50 BPS of mid price. The result is averaged over the stocks in the index and is based on measurements of the order book every 30 seconds. This is quoted in '000s of EUR.

### Best Prices

At touch

Rank	Venue	Best Price (%)	Change
1	XMAD	<b>9.75</b>	+1.62
2	CEUX	<b>1.35</b>	-4.60
3	AQEU	<b>0.38</b>	-1.04
4	TQEX	<b>0.21</b>	-0.23
5	CHIX	<b>0.00</b>	+0.00
6	TRQX	<b>0.00</b>	+0.00
7	BATE	<b>0.00</b>	+0.00

Best Prices Trend



25k EUR deal

Rank	Venue	Best Price (%)	Change
1	XMAD	<b>98.41</b>	+0.33
2	CEUX	<b>0.82</b>	-0.55
3	AQEU	<b>0.51</b>	+0.26
4	TQEX	<b>0.01</b>	-0.02
5	CHIX	<b>0.00</b>	+0.00
6	TRQX	<b>0.00</b>	+0.00
7	BATE	<b>0.00</b>	+0.00

Best Prices Trend

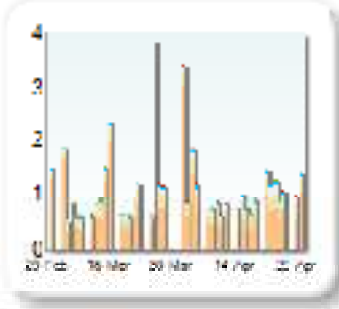


Best Price % measures how often each venue posts an absolute best price (no ties) for stocks. The result is averaged over the stocks in the index and is based on measurements of the order book every 5 seconds.

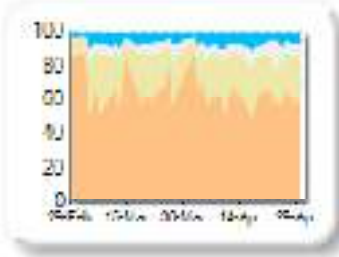
### Market Share

Rank	Venue	Market Share	Change
1	XMAD	<b>65.74%</b>	-6.03
2	CEUX	<b>20.99%</b>	+2.80
3	TQEX	<b>6.87%</b>	+2.22
4	AQEU	<b>6.07%</b>	+0.94
5	BATE	<b>0.26%</b>	+0.04
6	TRQX	<b>0.05%</b>	+0.02
7	CHIX	<b>0.01%</b>	+0.01
8	AQXE	<b>0.00%</b>	+0.00

Volume Trend



Market Share Trend



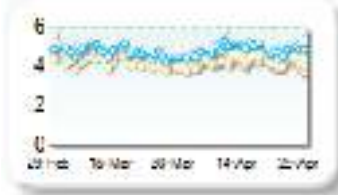
Market share is based on on-book value traded during continuous trading. The share is calculated by averaging over all stocks in the index. The current value shown is for last week and the change is relative to the previous week.

### Spreads

At touch

Rank	Venue	Spread (bps)	Change
1	XMAD	<b>4.04</b>	-0.46
2	CEUX	<b>4.21</b>	+0.06
3	AQEU	<b>4.85</b>	+0.12
4	TQEX	<b>5.02</b>	+0.15
5	BATE	<b>54.30</b>	+15.44


Monthly Spread Trend



25k EUR deal

Rank	Venue	Spread (bps)	Change
1	XMAD	<b>5.58</b>	-0.29
2	CEUX	<b>6.68</b>	+0.01
3	AQEU	<b>8.82</b>	-0.22
4	TQEX	<b>14.09</b>	-0.44
5	BATE	<b>101.36</b>	-22.80

Monthly Spread Trend



Spreads measure the bid to offer spread of the best visible orders in the book. The result is averaged over the stocks in the index and is based on measurements of the order books every 30 seconds. The value for the spread is quoted in basis points (0.01%).

### Book Depths

10BPS Depth (top of book)

Rank	Venue	Depth (1K EUR)	Change
1	XMAD	<b>418.9</b>	+33.5
2	CEUX	<b>190.4</b>	+28.8
3	AQEU	<b>117.7</b>	+23.4
4	TQEX	<b>52.6</b>	+9.0
5	BATE	<b>3.0</b>	-0.1


Monthly Depth Trend



50BPS Depth (deeper into book)

Rank	Venue	Depth (1K EUR)	Change
1	CEUX	<b>758.9</b>	+75.5
2	XMAD	<b>647.8</b>	-1,586.6
3	AQEU	<b>479.2</b>	+55.3
4	TQEX	<b>313.2</b>	+29.0
5	BATE	<b>21.4</b>	+1.6

Monthly Depth Trend




Market depth measures the amount of visible liquidity (bids and offers) in the order book within 10 or 50 BPS of mid price. The result is averaged over the stocks in the index and is based on measurements of the order book every 30 seconds. This is quoted in '000s of EUR.

### Best Prices

At touch

Rank	Venue	Best Price (%)	Change
1	XMAD	<b>2.52</b>	+0.09
2	CEUX	<b>0.84</b>	-1.48
3	BATE	<b>0.41</b>	-0.05
4	AQEU	<b>0.30</b>	-0.03
5	TQEX	<b>0.30</b>	-0.18
6	CHIX	<b>0.00</b>	+0.00
7	TRQX	<b>0.00</b>	+0.00
8	AQXE	<b>0.00</b>	+0.00


Best Prices Trend



25k EUR deal

Rank	Venue	Best Price (%)	Change
1	XMAD	<b>54.44</b>	+4.76
2	CEUX	<b>22.22</b>	-4.89
3	AQEU	<b>3.26</b>	-0.45
4	TQEX	<b>1.08</b>	-0.27
5	CHIX	<b>0.00</b>	+0.00
6	TRQX	<b>0.00</b>	+0.00
7	BATE	<b>0.00</b>	+0.00
8	AQXE	<b>0.00</b>	+0.00

Best Prices Trend

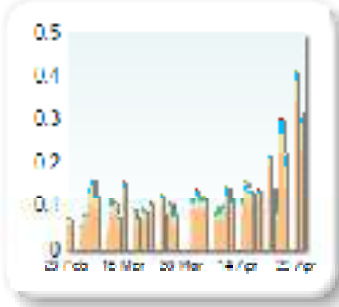


Best Price % measures how often each venue posts an absolute best price (no ties) for stocks. The result is averaged over the stocks in the index and is based on measurements of the order book every 5 seconds.

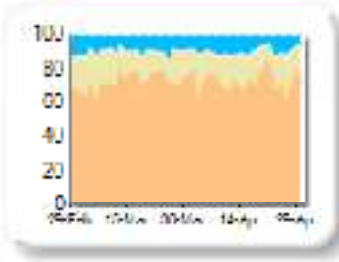
### Market Share

Rank	Venue	Market Share	Change
1	XMAD	<b>73.33%</b>	+0.33
2	CEUX	<b>15.90%</b>	-0.27
3	AQEU	<b>8.48%</b>	-0.27
4	TQEX	<b>2.05%</b>	+0.08
5	BATE	<b>0.23%</b>	+0.14
6	CHIX	<b>0.01%</b>	0.00

Volume Trend



Market Share Trend



Market share is based on on-book value traded during continuous trading. The share is calculated by averaging over all stocks in the index. The current value shown is for last week and the change is relative to the previous week.

### Spreads

At touch

Rank	Venue	Spread (bps)	Change
1	XMAD	<b>13.97</b>	+0.40
2	AQEU	<b>14.66</b>	+0.73
3	CEUX	<b>15.45</b>	+1.52
4	TQEX	<b>30.73</b>	+5.95

Monthly Spread Trend



25k EUR deal

Rank	Venue	Spread (bps)	Change
1	XMAD	<b>16.95</b>	+0.86
2	AQEU	<b>23.08</b>	+0.52
3	CEUX	<b>34.25</b>	+0.71
4	TQEX	<b>70.42</b>	+2.84

Monthly Spread Trend




Spreads measure the bid to offer spread of the best visible orders in the book. The result is averaged over the stocks in the index and is based on measurements of the order books every 30 seconds. The value for the spread is quoted in basis points (0.01%).

### Book Depths

10BPS Depth (top of book)

Rank	Venue	Depth (1K EUR)	Change
1	XMAD	<b>89.4</b>	-2.3
2	AQEU	<b>39.2</b>	+4.9
3	CEUX	<b>19.0</b>	+0.2
4	TQEX	<b>3.5</b>	-0.2

Monthly Depth Trend



50BPS Depth (deeper into book)

Rank	Venue	Depth (1K EUR)	Change
1	XMAD	<b>1,172.1</b>	-95.8
2	AQEU	<b>189.7</b>	+24.0
3	CEUX	<b>126.0</b>	+5.9
4	TQEX	<b>47.0</b>	+5.6

Monthly Depth Trend




Market depth measures the amount of visible liquidity (bids and offers) in the order book within 10 or 50 BPS of mid price. The result is averaged over the stocks in the index and is based on measurements of the order book every 30 seconds. This is quoted in '000s of EUR.

### Best Prices

At touch

Rank	Venue	Best Price (%)	Change
1	XMAD	<b>2.76</b>	-0.74
2	AQEU	<b>0.32</b>	-0.81
3	CEUX	<b>0.23</b>	-1.10
4	TQEX	<b>0.07</b>	-0.09
5	CHIX	<b>0.00</b>	+0.00
6	BATE	<b>0.00</b>	-0.04


Best Prices Trend



25k EUR deal

Rank	Venue	Best Price (%)	Change
1	XMAD	<b>57.48</b>	-10.11
2	AQEU	<b>11.95</b>	+2.54
3	CEUX	<b>1.18</b>	-0.19
4	TQEX	<b>0.12</b>	+0.05
5	CHIX	<b>0.00</b>	+0.00
6	BATE	<b>0.00</b>	+0.00

Best Prices Trend



Best Price % measures how often each venue posts an absolute best price (no ties) for stocks. The result is averaged over the stocks in the index and is based on measurements of the order book every 5 seconds.