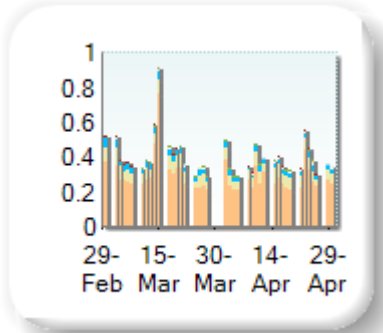


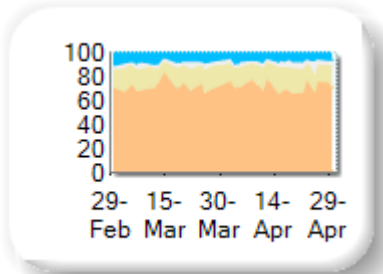
Market Share

Rank	Venue	Market Share	Change
1	XMAD	71.56%	-1.02
2	CEUX	16.95%	+1.01
3	AQEU	6.98%	-1.00
4	TQEX	4.18%	+0.87
5	BATE	0.26%	+0.14
6	TRQX	0.04%	+0.02
7	CHIX	0.02%	-0.02

Volume Trend



Market Share Trend



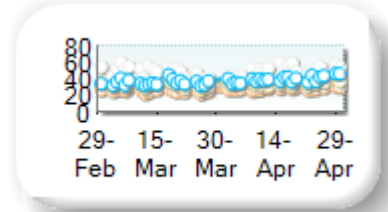
Market share is based on on-book value traded during continuous trading. The share is calculated by averaging over all stocks in the index. The current value shown is for last week and the change is relative to the previous week.

Spreads

At touch

Rank	Venue	Spread (bps)	Change
1	XMAD	29.07	+2.05
2	CEUX	36.20	+3.15
3	AQEU	40.17	+4.08
4	TQEX	50.50	+0.87

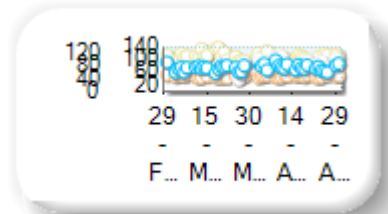
Monthly Spread Trend



25k EUR deal

Rank	Venue	Spread (bps)	Change
1	XMAD	48.28	+1.10
2	AQEU	76.13	+3.63
3	TQEX	92.83	+33.28
4	CEUX	107.96	-2.75

Monthly Spread Trend




Spreads measure the bid to offer spread of the best visible orders in the book. The result is averaged over the stocks in the index and is based on measurements of the order books every 30 seconds. The value for the spread is quoted in basis points (0.01%).

Book Depths

10BPS Depth (top of book)

Rank	Venue	Depth (1K EUR)	Change
1	XMAD	11.3	+2.5
2	CEUX	2.7	+0.3
3	AQEU	2.2	+0.2
4	TQEX	1.0	+0.3
5	BATE	0.8	+0.0

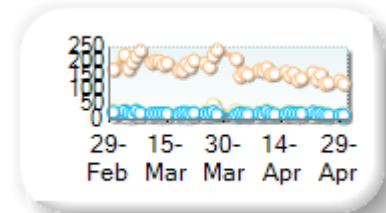
Monthly Depth Trend



50BPS Depth (deeper into book)

Rank	Venue	Depth (1K EUR)	Change
1	XMAD	151.9	-44.8
2	CEUX	23.9	-1.3
3	AQEU	17.6	-1.6
4	TQEX	10.0	-0.6
5	BATE	1.2	+0.1

Monthly Depth Trend




Market depth measures the amount of visible liquidity (bids and offers) in the order book within 10 or 50 BPS of mid price. The result is averaged over the stocks in the index and is based on measurements of the order book every 30 seconds. This is quoted in '000s of EUR.

Best Prices

At touch

Rank	Venue	Best Price (%)	Change
1	XMAD	16.71	+2.74
2	AQEU	2.43	+0.05
3	CEUX	2.28	+0.14
4	TQEX	0.18	-0.05
5	BATE	0.00	0.00
6	CHIX	0.00	+0.00
7	TRQX	0.00	+0.00
8	AQXE	0.00	+0.00

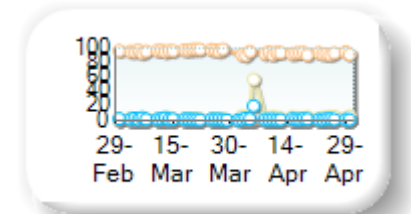
Best Prices Trend



25k EUR deal

Rank	Venue	Best Price (%)	Change
1	XMAD	91.94	-4.01
2	CEUX	6.25	+4.60
3	AQEU	1.70	+0.54
4	TQEX	0.11	-0.17
5	CHIX	0.00	+0.00
6	TRQX	0.00	+0.00
7	BATE	0.00	+0.00
8	AQXE	0.00	+0.00

Best Prices Trend

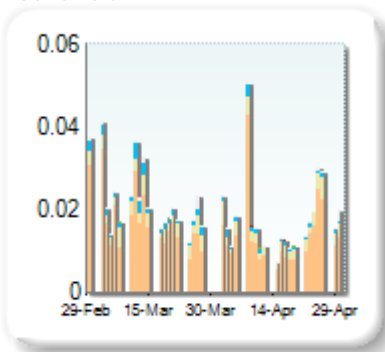


Best Price % measures how often each venue posts an absolute best price (no ties) for stocks. The result is averaged over the stocks in the index and is based on measurements of the order book every 5 seconds.

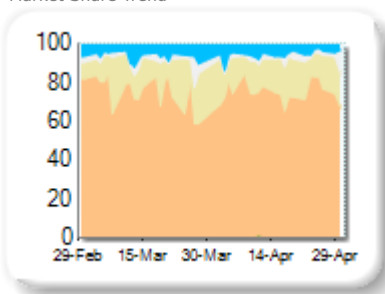
Market Share

Rank	Venue	Market Share	Change
1	XMAD	76.24%	+0.22
2	CEUX	15.52%	+1.82
3	AQEU	5.39%	-1.48
4	TQEX	2.79%	-0.62
5	BATE	0.05%	+0.05
6	CHIX	0.01%	+0.01

Volume Trend



Market Share Trend



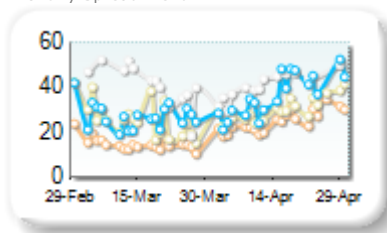
Market share is based on on-book value traded during continuous trading. The share is calculated by averaging over all stocks in the index. The current value shown is for last week and the change is relative to the previous week.

Spreads

At touch

Rank	Venue	Spread (bps)	Change
1	XMAD	25.24	+10.33
2	CEUX	30.99	+5.09
3	AQEU	39.20	+12.21
4	TQEX	48.00	+0.81

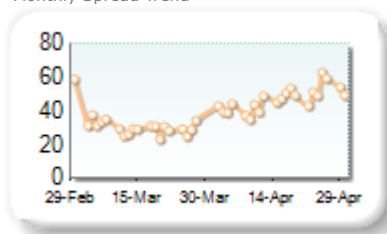
Monthly Spread Trend



25k EUR deal

Rank	Venue	Spread (bps)	Change
1	XMAD	46.59	+15.35
2	CEUX	252.70	+100.33

Monthly Spread Trend



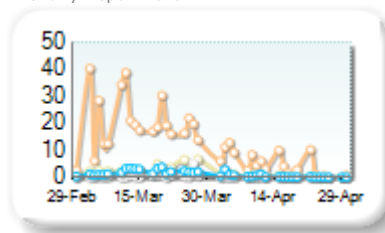
Spreads measure the bid to offer spread of the best visible orders in the book. The result is averaged over the stocks in the index and is based on measurements of the order books every 30 seconds. The value for the spread is quoted in basis points (0.01%).

Book Depths

10BPS Depth (top of book)

Rank	Venue	Depth (1K EUR)	Change
1	XMAD	4.6	-15.7
2	CEUX	0.5	-2.1
3	AQEU	0.5	-1.6
4	TQEX	0.1	-0.6

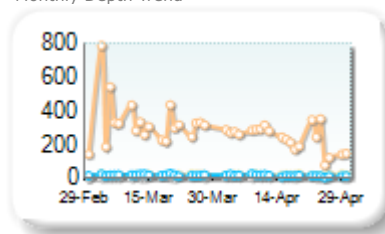
Monthly Depth Trend



50BPS Depth (deeper into book)

Rank	Venue	Depth (1K EUR)	Change
1	XMAD	238.6	-92.1
2	CEUX	18.9	+2.2
3	AQEU	15.3	-3.3
4	TQEX	9.8	+0.1

Monthly Depth Trend



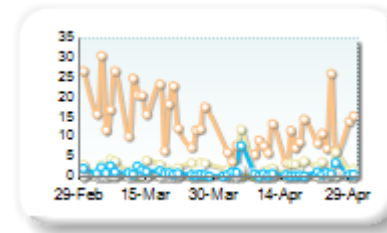
Market depth measures the amount of visible liquidity (bids and offers) in the order book within 10 or 50 BPS of mid price. The result is averaged over the stocks in the index and is based on measurements of the order book every 30 seconds. This is quoted in '000s of EUR.

Best Prices

At touch

Rank	Venue	Best Price (%)	Change
1	XMAD	9.68	-10.72
2	CEUX	2.33	+0.14
3	AQEU	0.93	-0.45
4	TQEX	0.23	0.00
5	CHIX	0.00	+0.00
6	BATE	0.00	+0.00

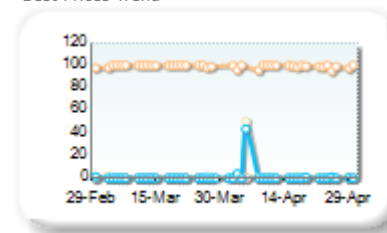
Best Prices Trend



25k EUR deal

Rank	Venue	Best Price (%)	Change
1	XMAD	98.76	-0.77
2	CEUX	2.78	+2.55
3	AQEU	2.27	+2.19
4	CHIX	0.00	+0.00
5	BATE	0.00	+0.00
6	TQEX	0.00	-0.11

Best Prices Trend

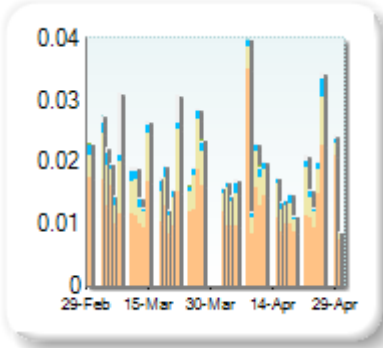


Best Price % measures how often each venue posts an absolute best price (no ties) for stocks. The result is averaged over the stocks in the index and is based on measurements of the order book every 5 seconds.

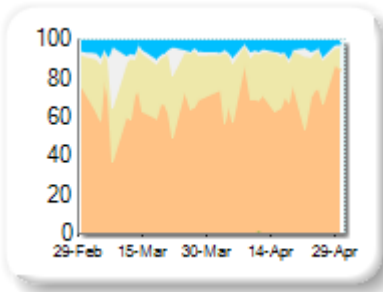
Market Share

Rank	Venue	Market Share	Change
1	XMAD	70.78%	+8.02
2	CEUX	21.93%	-3.97
3	AQEU	5.39%	-0.50
4	TQEX	1.80%	-3.64
5	BATE	0.08%	+0.07
6	TRQX	0.03%	+0.01

Volume Trend



Market Share Trend



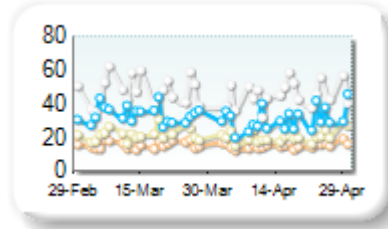
Market share is based on on-book value traded during continuous trading. The share is calculated by averaging over all stocks in the index. The current value shown is for last week and the change is relative to the previous week.

Spreads

At touch

Rank	Venue	Spread (bps)	Change
1	XMAD	15.36	-0.37
2	CEUX	20.76	-1.27
3	AQEU	30.77	-2.93
4	TQEX	48.55	-0.53

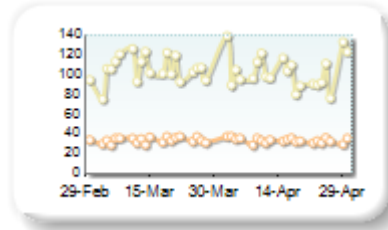
Monthly Spread Trend



25k EUR deal

Rank	Venue	Spread (bps)	Change
1	XMAD	33.50	-0.18
2	CEUX	103.49	-2.73

Monthly Spread Trend



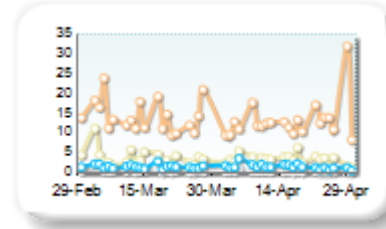
Spreads measure the bid to offer spread of the best visible orders in the book. The result is averaged over the stocks in the index and is based on measurements of the order books every 30 seconds. The value for the spread is quoted in basis points (0.01%).

Book Depths

10BPS Depth (top of book)

Rank	Venue	Depth (1K EUR)	Change
1	XMAD	13.1	-1.1
2	CEUX	3.3	-0.3
3	AQEU	1.4	+0.0
4	TQEX	0.2	-0.2

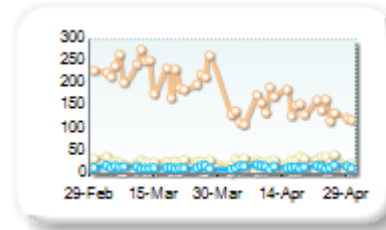
Monthly Depth Trend



50BPS Depth (deeper into book)

Rank	Venue	Depth (1K EUR)	Change
1	XMAD	145.9	-79.0
2	CEUX	31.0	+2.3
3	AQEU	15.9	+0.8
4	TQEX	8.5	+0.8

Monthly Depth Trend



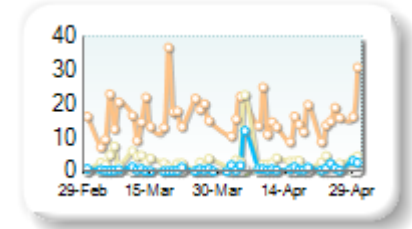
Market depth measures the amount of visible liquidity (bids and offers) in the order book within 10 or 50 BPS of mid price. The result is averaged over the stocks in the index and is based on measurements of the order book every 30 seconds. This is quoted in '000s of EUR.

Best Prices

At touch

Rank	Venue	Best Price (%)	Change
1	XMAD	15.67	-2.05
2	CEUX	3.45	+0.25
3	AQEU	1.48	+0.45
4	TQEX	0.14	+0.14
5	TRQX	0.00	+0.00
6	BATE	0.00	+0.00

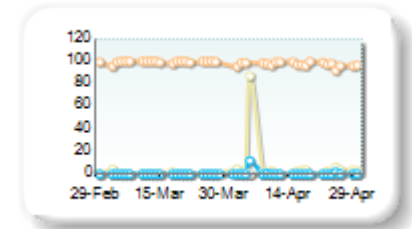
Best Prices Trend



25k EUR deal

Rank	Venue	Best Price (%)	Change
1	XMAD	97.35	-2.08
2	CEUX	6.35	+5.87
3	AQEU	0.68	+0.68
4	TRQX	0.00	+0.00
5	BATE	0.00	+0.00
6	TQEX	0.00	0.00

Best Prices Trend

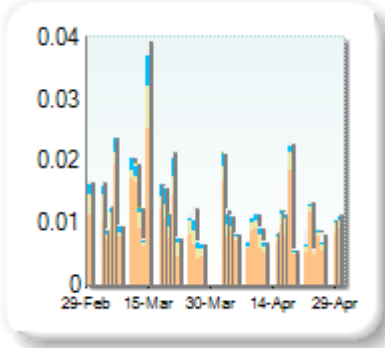


Best Price % measures how often each venue posts an absolute best price (no ties) for stocks. The result is averaged over the stocks in the index and is based on measurements of the order book every 5 seconds.

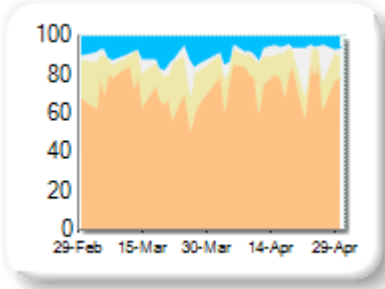
Market Share

Rank	Venue	Market Share	Change
1	XMAD	76.46%	+5.93
2	CEUX	12.24%	-2.28
3	AQEU	6.90%	-3.97
4	TQEX	4.40%	+0.41
5	BATE	0.00%	-0.09

Volume Trend



Market Share Trend



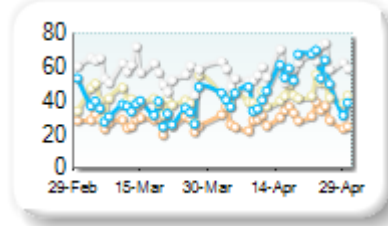
Market share is based on on-book value traded during continuous trading. The share is calculated by averaging over all stocks in the index. The current value shown is for last week and the change is relative to the previous week.

Spreads

At touch

Rank	Venue	Spread (bps)	Change
1	XMAD	30.20	+2.89
2	CEUX	43.07	+3.31
3	AQEU	49.26	+14.03
4	TQEX	59.75	+2.15

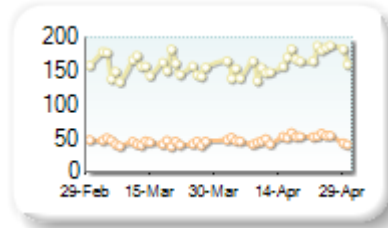
Monthly Spread Trend



25k EUR deal

Rank	Venue	Spread (bps)	Change
1	XMAD	49.32	+5.56
2	CEUX	163.02	+7.07

Monthly Spread Trend



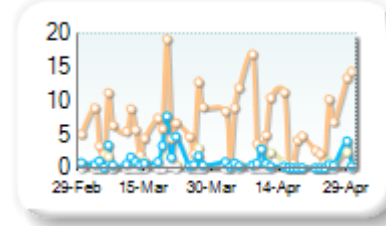
Spreads measure the bid to offer spread of the best visible orders in the book. The result is averaged over the stocks in the index and is based on measurements of the order books every 30 seconds. The value for the spread is quoted in basis points (0.01%).

Book Depths

10BPS Depth (top of book)

Rank	Venue	Depth (1K EUR)	Change
1	XMAD	6.7	-0.1
2	AQEU	0.7	-1.0
3	CEUX	0.5	-0.1
4	TQEX	0.1	0.0

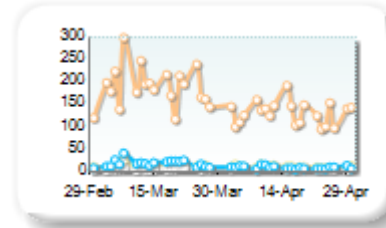
Monthly Depth Trend



50BPS Depth (deeper into book)

Rank	Venue	Depth (1K EUR)	Change
1	XMAD	131.0	-57.9
2	CEUX	12.6	-0.9
3	AQEU	10.7	-8.9
4	TQEX	8.0	+0.6

Monthly Depth Trend



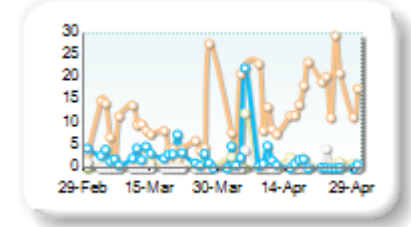
Market depth measures the amount of visible liquidity (bids and offers) in the order book within 10 or 50 BPS of mid price. The result is averaged over the stocks in the index and is based on measurements of the order book every 30 seconds. This is quoted in '000s of EUR.

Best Prices

At touch

Rank	Venue	Best Price (%)	Change
1	XMAD	15.10	+3.98
2	AQEU	2.06	-1.37
3	CEUX	1.37	+0.61
4	TQEX	0.48	+0.31
5	BATE	0.00	+0.00

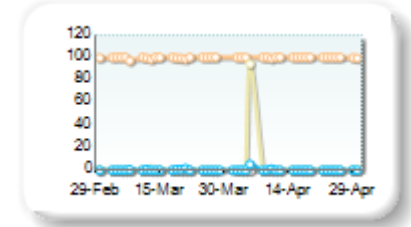
Best Prices Trend



25k EUR deal

Rank	Venue	Best Price (%)	Change
1	XMAD	99.80	+0.29
2	CEUX	4.55	+4.46
3	AQEU	0.30	+0.10
4	TQEX	0.00	+0.00
5	BATE	0.00	+0.00

Best Prices Trend

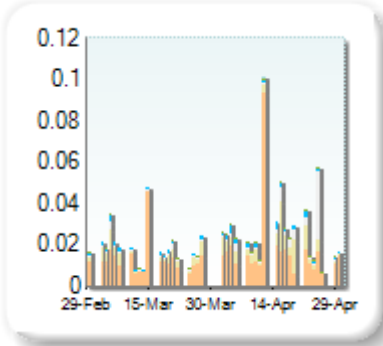


Best Price % measures how often each venue posts an absolute best price (no ties) for stocks. The result is averaged over the stocks in the index and is based on measurements of the order book every 5 seconds.

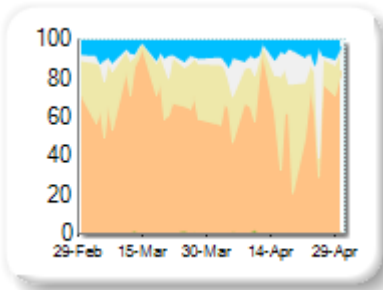
Market Share

Rank	Venue	Market Share	Change
1	XMAD	59.73%	-8.96
2	CEUX	20.59%	+1.02
3	TQEX	12.54%	+8.78
4	AQEU	6.88%	-0.99
5	BATE	0.17%	+0.06
6	TRQX	0.09%	+0.09

Volume Trend



Market Share Trend



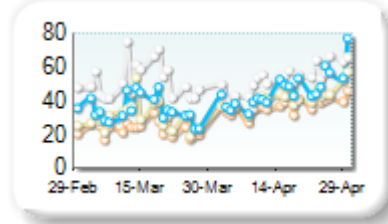
Market share is based on on-book value traded during continuous trading. The share is calculated by averaging over all stocks in the index. The current value shown is for last week and the change is relative to the previous week.

Spreads

At touch

Rank	Venue	Spread (bps)	Change
1	XMAD	37.14	+13.85
2	CEUX	41.49	+11.27
3	AQEU	46.28	+11.44
4	TQEX	53.22	+1.29

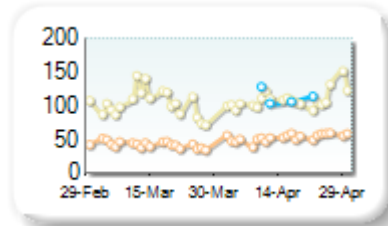
Monthly Spread Trend



25k EUR deal

Rank	Venue	Spread (bps)	Change
1	XMAD	52.72	+10.41
2	CEUX	108.45	+5.05
3	AQEU	112.44	n/a

Monthly Spread Trend



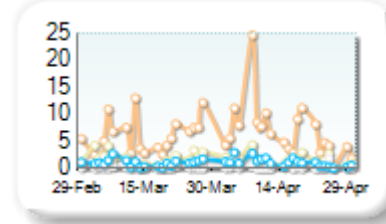
Spreads measure the bid to offer spread of the best visible orders in the book. The result is averaged over the stocks in the index and is based on measurements of the order books every 30 seconds. The value for the spread is quoted in basis points (0.01%).

Book Depths

10BPS Depth (top of book)

Rank	Venue	Depth (1K EUR)	Change
1	XMAD	6.9	+0.7
2	CEUX	1.6	-0.2
3	AQEU	1.1	+0.1
4	TQEX	0.3	+0.1

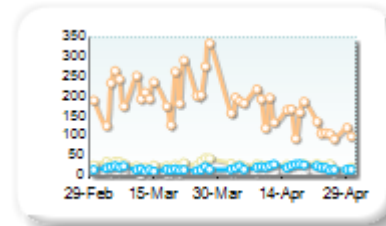
Monthly Depth Trend



50BPS Depth (deeper into book)

Rank	Venue	Depth (1K EUR)	Change
1	XMAD	149.1	-69.8
2	CEUX	23.8	-4.2
3	AQEU	20.2	+4.6
4	TQEX	9.7	+1.9

Monthly Depth Trend



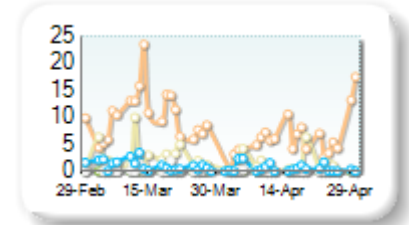
Market depth measures the amount of visible liquidity (bids and offers) in the order book within 10 or 50 BPS of mid price. The result is averaged over the stocks in the index and is based on measurements of the order book every 30 seconds. This is quoted in '000s of EUR.

Best Prices

At touch

Rank	Venue	Best Price (%)	Change
1	XMAD	6.25	-5.76
2	CEUX	0.89	-1.86
3	AQEU	0.58	-0.41
4	TQEX	0.09	-0.28
5	BATE	0.00	+0.00
6	TRQX	0.00	+0.00

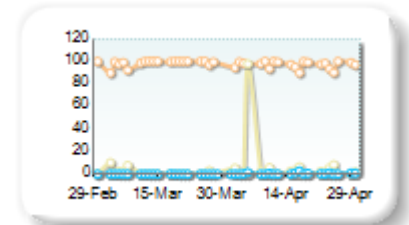
Best Prices Trend



25k EUR deal

Rank	Venue	Best Price (%)	Change
1	XMAD	96.86	-1.68
2	CEUX	6.98	+5.63
3	AQEU	0.51	+0.49
4	TQEX	0.07	+0.07
5	TRQX	0.00	+0.00
6	BATE	0.00	+0.00

Best Prices Trend

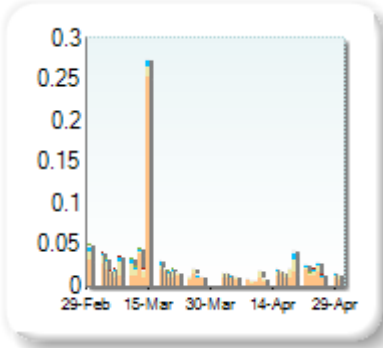


Best Price % measures how often each venue posts an absolute best price (no ties) for stocks. The result is averaged over the stocks in the index and is based on measurements of the order book every 5 seconds.

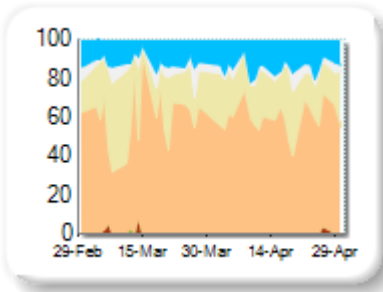
Market Share

Rank	Venue	Market Share	Change
1	XMAD	57.41%	-12.67
2	CEUX	23.87%	+6.13
3	AQEU	14.59%	+5.94
4	TQEX	4.00%	+1.03
5	CHIX	0.13%	-0.29
6	BATE	0.00%	-0.14

Volume Trend



Market Share Trend



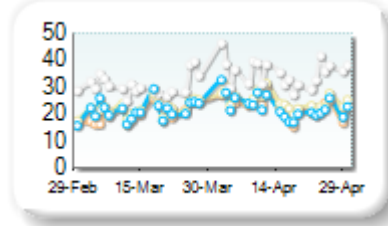
Market share is based on on-book value traded during continuous trading. The share is calculated by averaging over all stocks in the index. The current value shown is for last week and the change is relative to the previous week.

Spreads

At touch

Rank	Venue	Spread (bps)	Change
1	AQEU	22.61	+1.24
2	XMAD	22.70	+2.54
3	CEUX	24.80	+2.66
4	TQEX	35.07	+4.74

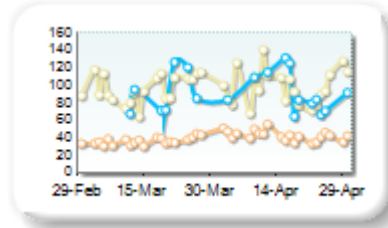
Monthly Spread Trend



25k EUR deal

Rank	Venue	Spread (bps)	Change
1	XMAD	42.90	+6.17
2	AQEU	92.36	+0.90
3	CEUX	98.88	+2.09

Monthly Spread Trend



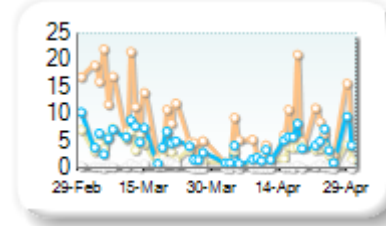
Spreads measure the bid to offer spread of the best visible orders in the book. The result is averaged over the stocks in the index and is based on measurements of the order books every 30 seconds. The value for the spread is quoted in basis points (0.01%).

Book Depths

10BPS Depth (top of book)

Rank	Venue	Depth (1K EUR)	Change
1	XMAD	6.2	-4.6
2	AQEU	3.8	-1.3
3	CEUX	2.2	-1.7
4	TQEX	0.3	-0.2

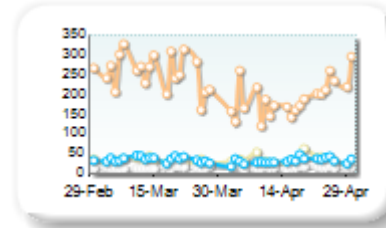
Monthly Depth Trend



50BPS Depth (deeper into book)

Rank	Venue	Depth (1K EUR)	Change
1	XMAD	191.3	-65.2
2	CEUX	32.8	+1.3
3	AQEU	32.1	-3.0
4	TQEX	14.6	+1.2

Monthly Depth Trend



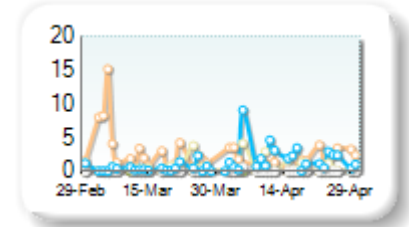
Market depth measures the amount of visible liquidity (bids and offers) in the order book within 10 or 50 BPS of mid price. The result is averaged over the stocks in the index and is based on measurements of the order book every 30 seconds. This is quoted in '000s of EUR.

Best Prices

At touch

Rank	Venue	Best Price (%)	Change
1	XMAD	1.98	+0.33
2	AQEU	1.90	+1.48
3	CEUX	0.63	+0.59
4	TQEX	0.05	-0.02
5	CHIX	0.00	+0.00
6	BATE	0.00	+0.00

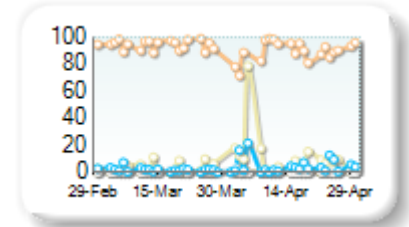
Best Prices Trend



25k EUR deal

Rank	Venue	Best Price (%)	Change
1	XMAD	89.40	-4.54
2	CEUX	9.68	+6.06
3	AQEU	4.65	+2.72
4	TQEX	0.18	-0.06
5	CHIX	0.00	+0.00
6	BATE	0.00	+0.00

Best Prices Trend

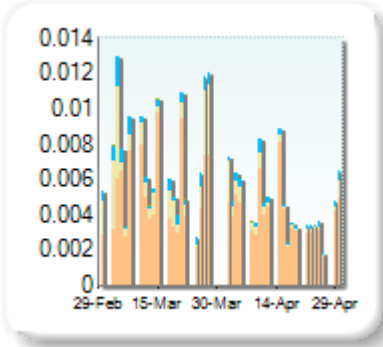


Best Price % measures how often each venue posts an absolute best price (no ties) for stocks. The result is averaged over the stocks in the index and is based on measurements of the order book every 5 seconds.

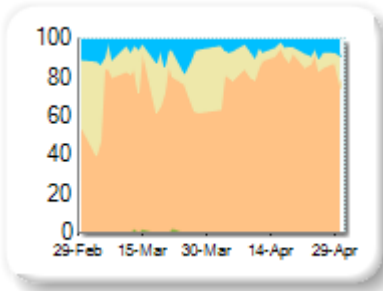
Market Share

Rank	Venue	Market Share	Change
1	XMAD	83.16%	+12.56
2	CEUX	10.81%	-10.44
3	AQEU	6.02%	-1.81
4	BATE	0.00%	-0.31

Volume Trend



Market Share Trend



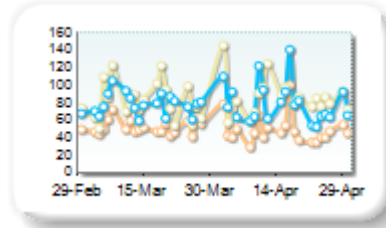
Market share is based on on-book value traded during continuous trading. The share is calculated by averaging over all stocks in the index. The current value shown is for last week and the change is relative to the previous week.

Spreads

At touch

Rank	Venue	Spread (bps)	Change
1	XMAD	49.43	-2.99
2	AQEU	80.30	+1.76
3	CEUX	89.14	+6.76

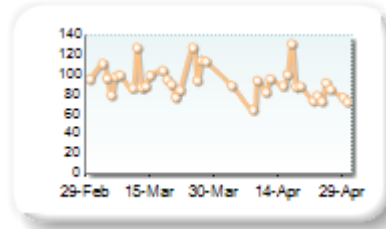
Monthly Spread Trend



25k EUR deal

Rank	Venue	Spread (bps)	Change
1	XMAD	86.85	-11.81

Monthly Spread Trend



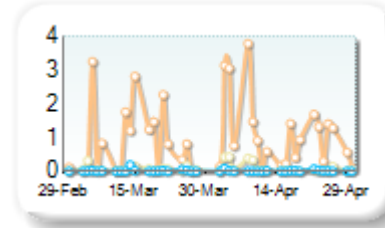
Spreads measure the bid to offer spread of the best visible orders in the book. The result is averaged over the stocks in the index and is based on measurements of the order books every 30 seconds. The value for the spread is quoted in basis points (0.01%).

Book Depths

10BPS Depth (top of book)

Rank	Venue	Depth (1K EUR)	Change
1	XMAD	1.1	+0.3
2	CEUX	0.1	+0.0
3	AQEU	0.0	0.0

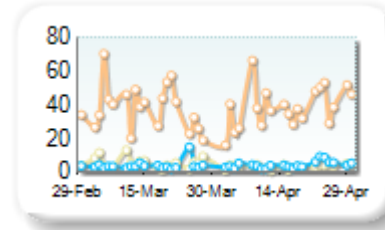
Monthly Depth Trend



50BPS Depth (deeper into book)

Rank	Venue	Depth (1K EUR)	Change
1	XMAD	38.6	+0.2
2	AQEU	4.4	+0.4
3	CEUX	3.4	-2.0

Monthly Depth Trend



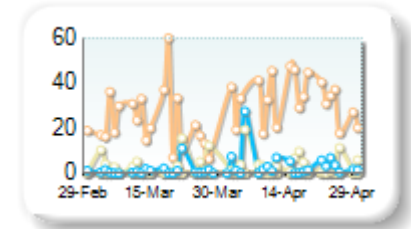
Market depth measures the amount of visible liquidity (bids and offers) in the order book within 10 or 50 BPS of mid price. The result is averaged over the stocks in the index and is based on measurements of the order book every 30 seconds. This is quoted in '000s of EUR.

Best Prices

At touch

Rank	Venue	Best Price (%)	Change
1	XMAD	32.80	+21.37
2	CEUX	4.12	+0.32
3	AQEU	3.64	+1.43
4	BATE	0.00	+0.00

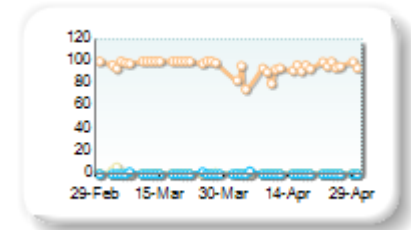
Best Prices Trend



25k EUR deal

Rank	Venue	Best Price (%)	Change
1	XMAD	92.60	-6.55
2	AQEU	0.14	-0.05
3	BATE	0.00	+0.00
4	CEUX	0.00	-0.61

Best Prices Trend

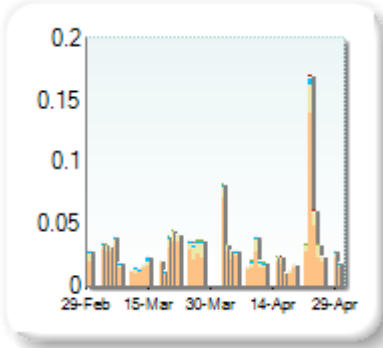


Best Price % measures how often each venue posts an absolute best price (no ties) for stocks. The result is averaged over the stocks in the index and is based on measurements of the order book every 5 seconds.

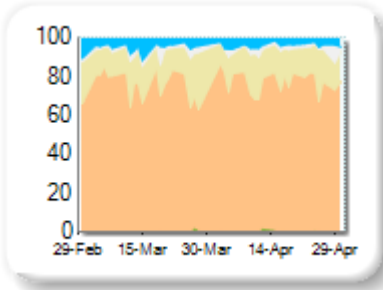
Market Share

Rank	Venue	Market Share	Change
1	XMAD	78.32%	+2.96
2	CEUX	15.53%	-1.53
3	AQEU	3.69%	-1.33
4	TQEX	2.22%	-0.08
5	BATE	0.21%	-0.07
6	CHIX	0.04%	+0.04

Volume Trend



Market Share Trend



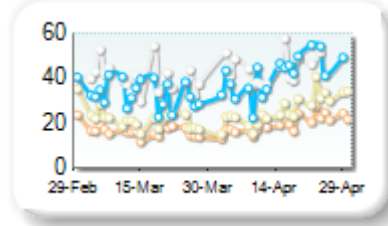
Market share is based on on-book value traded during continuous trading. The share is calculated by averaging over all stocks in the index. The current value shown is for last week and the change is relative to the previous week.

Spreads

At touch

Rank	Venue	Spread (bps)	Change
1	XMAD	19.82	+3.19
2	CEUX	25.93	+4.14
3	AQEU	45.98	+12.97
4	TQEX	50.07	+8.25

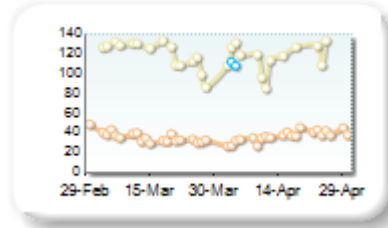
Monthly Spread Trend



25k EUR deal

Rank	Venue	Spread (bps)	Change
1	XMAD	36.72	+1.00
2	AQEU	110.14	n/a
3	CEUX	128.28	+0.62

Monthly Spread Trend



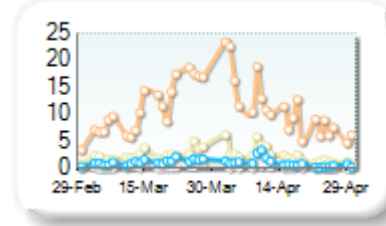
Spreads measure the bid to offer spread of the best visible orders in the book. The result is averaged over the stocks in the index and is based on measurements of the order books every 30 seconds. The value for the spread is quoted in basis points (0.01%).

Book Depths

10BPS Depth (top of book)

Rank	Venue	Depth (1K EUR)	Change
1	XMAD	10.9	-0.1
2	CEUX	2.4	+0.0
3	AQEU	1.0	-0.1
4	TQEX	0.3	-0.1

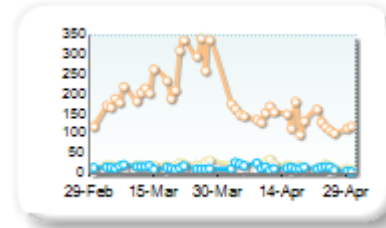
Monthly Depth Trend



50BPS Depth (deeper into book)

Rank	Venue	Depth (1K EUR)	Change
1	XMAD	138.4	-93.6
2	CEUX	18.8	-1.6
3	AQEU	14.0	-0.1
4	TQEX	8.3	-1.4

Monthly Depth Trend



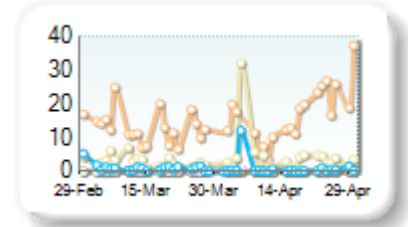
Market depth measures the amount of visible liquidity (bids and offers) in the order book within 10 or 50 BPS of mid price. The result is averaged over the stocks in the index and is based on measurements of the order book every 30 seconds. This is quoted in '000s of EUR.

Best Prices

At touch

Rank	Venue	Best Price (%)	Change
1	XMAD	16.75	-0.55
2	CEUX	4.36	+1.55
3	AQEU	0.88	-0.24
4	TQEX	0.18	+0.05
5	CHIX	0.00	+0.00
6	BATE	0.00	+0.00

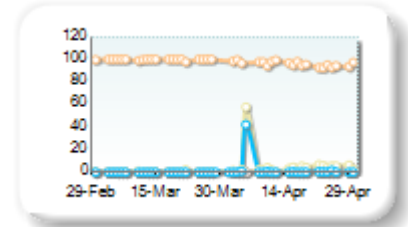
Best Prices Trend



25k EUR deal

Rank	Venue	Best Price (%)	Change
1	XMAD	95.89	-3.86
2	CEUX	6.24	+6.03
3	AQEU	2.15	+2.15
4	TQEX	0.01	+0.01
5	CHIX	0.00	+0.00
6	BATE	0.00	+0.00

Best Prices Trend

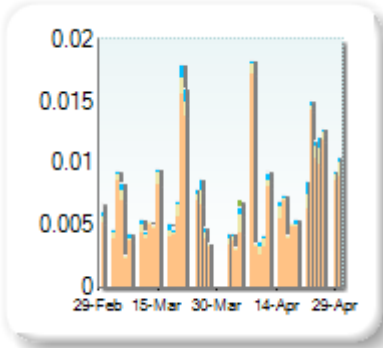


Best Price % measures how often each venue posts an absolute best price (no ties) for stocks. The result is averaged over the stocks in the index and is based on measurements of the order book every 5 seconds.

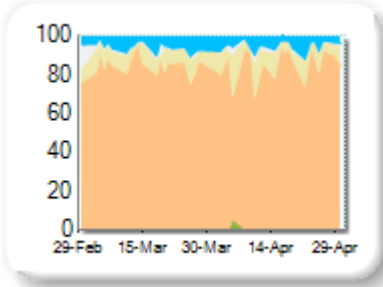
Market Share

Rank	Venue	Market Share	Change
1	XMAD	86.30%	+1.55
2	CEUX	7.77%	+0.01
3	AQEU	4.77%	-1.07
4	TQEX	0.94%	-0.71
5	BATE	0.21%	+0.21

Volume Trend



Market Share Trend



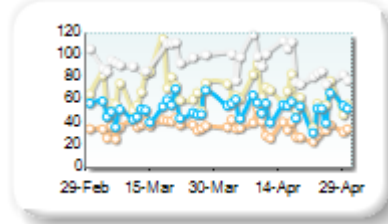
Market share is based on on-book value traded during continuous trading. The share is calculated by averaging over all stocks in the index. The current value shown is for last week and the change is relative to the previous week.

Spreads

At touch

Rank	Venue	Spread (bps)	Change
1	XMAD	35.17	-2.25
2	AQEU	52.84	+1.12
3	CEUX	64.37	-4.80
4	TQEX	102.51	-13.22

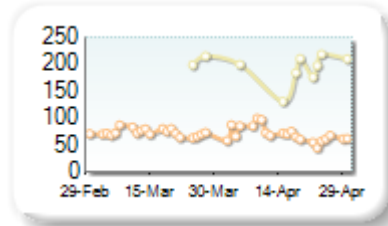
Monthly Spread Trend



25k EUR deal

Rank	Venue	Spread (bps)	Change
1	XMAD	70.30	-3.11
2	CEUX	245.00	-31.11

Monthly Spread Trend



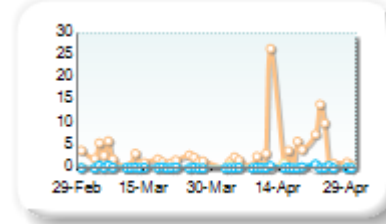
Spreads measure the bid to offer spread of the best visible orders in the book. The result is averaged over the stocks in the index and is based on measurements of the order books every 30 seconds. The value for the spread is quoted in basis points (0.01%).

Book Depths

10BPS Depth (top of book)

Rank	Venue	Depth (1K EUR)	Change
1	XMAD	4.3	+2.1
2	CEUX	0.2	+0.1
3	AQEU	0.2	0.0
4	TQEX	0.0	0.0

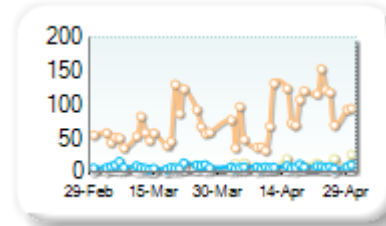
Monthly Depth Trend



50BPS Depth (deeper into book)

Rank	Venue	Depth (1K EUR)	Change
1	XMAD	86.7	+21.9
2	CEUX	9.2	+4.1
3	AQEU	7.5	-0.5
4	TQEX	3.0	+1.3

Monthly Depth Trend



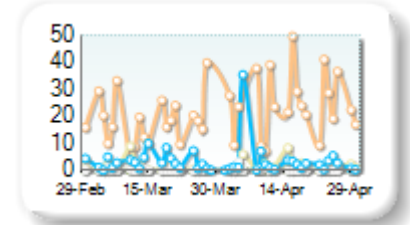
Market depth measures the amount of visible liquidity (bids and offers) in the order book within 10 or 50 BPS of mid price. The result is averaged over the stocks in the index and is based on measurements of the order book every 30 seconds. This is quoted in '000s of EUR.

Best Prices

At touch

Rank	Venue	Best Price (%)	Change
1	XMAD	24.69	-2.21
2	AQEU	3.47	+0.10
3	CEUX	1.36	+0.45
4	TQEX	0.23	-0.02
5	BATE	0.00	+0.00

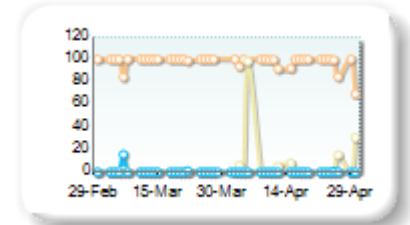
Best Prices Trend



25k EUR deal

Rank	Venue	Best Price (%)	Change
1	XMAD	96.41	-2.71
2	CEUX	7.80	+7.80
3	AQEU	0.04	-0.76
4	BATE	0.00	+0.00
5	TQEX	0.00	+0.00

Best Prices Trend

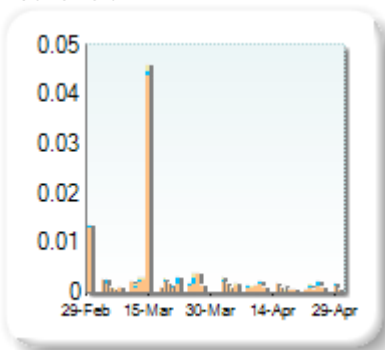


Best Price % measures how often each venue posts an absolute best price (no ties) for stocks. The result is averaged over the stocks in the index and is based on measurements of the order book every 5 seconds.

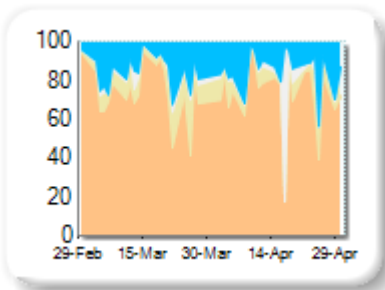
Market Share

Rank	Venue	Market Share	Change
1	XMAD	71.40%	-13.26
2	AQEU	16.37%	+8.41
3	CEUX	7.04%	+0.88
4	TQEX	5.19%	+3.97

Volume Trend



Market Share Trend



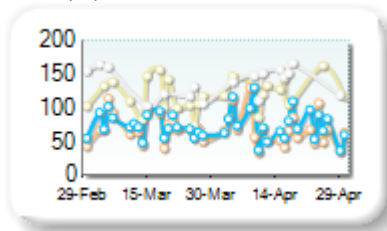
Market share is based on on-book value traded during continuous trading. The share is calculated by averaging over all stocks in the index. The current value shown is for last week and the change is relative to the previous week.

Spreads

At touch

Rank	Venue	Spread (bps)	Change
1	XMAD	66.97	-8.26
2	AQEU	75.42	+2.65
3	CEUX	129.36	+3.26
4	TQEX	145.13	-3.67

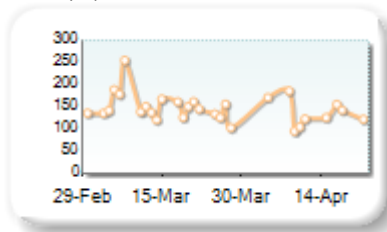
Monthly Spread Trend



25k EUR deal

Rank	Venue	Spread (bps)	Change
1	XMAD	135.71	-14.53

Monthly Spread Trend



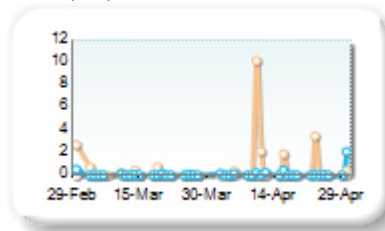
Spreads measure the bid to offer spread of the best visible orders in the book. The result is averaged over the stocks in the index and is based on measurements of the order books every 30 seconds. The value for the spread is quoted in basis points (0.01%).

Book Depths

10BPS Depth (top of book)

Rank	Venue	Depth (1K EUR)	Change
1	XMAD	1.3	+0.7
2	AQEU	0.3	+0.1
3	TQEX	0.0	+0.0
4	CEUX	0.0	0.0

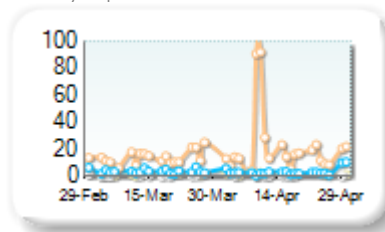
Monthly Depth Trend



50BPS Depth (deeper into book)

Rank	Venue	Depth (1K EUR)	Change
1	XMAD	22.3	+8.8
2	AQEU	3.2	-0.3
3	CEUX	1.2	-0.5
4	TQEX	0.5	-0.2

Monthly Depth Trend



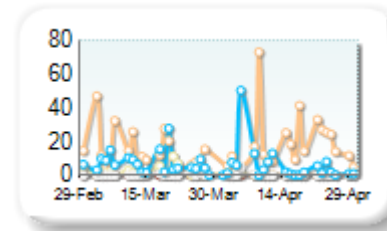
Market depth measures the amount of visible liquidity (bids and offers) in the order book within 10 or 50 BPS of mid price. The result is averaged over the stocks in the index and is based on measurements of the order book every 30 seconds. This is quoted in '000s of EUR.

Best Prices

At touch

Rank	Venue	Best Price (%)	Change
1	XMAD	19.44	+4.02
2	AQEU	5.72	-1.87
3	TQEX	0.28	-0.20
4	CEUX	0.18	-1.81

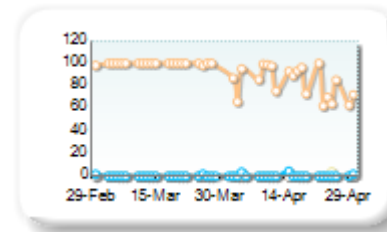
Best Prices Trend



25k EUR deal

Rank	Venue	Best Price (%)	Change
1	XMAD	83.25	-16.53
2	AQEU	0.46	+0.28
3	CEUX	0.20	+0.20
4	TQEX	0.00	+0.00

Best Prices Trend

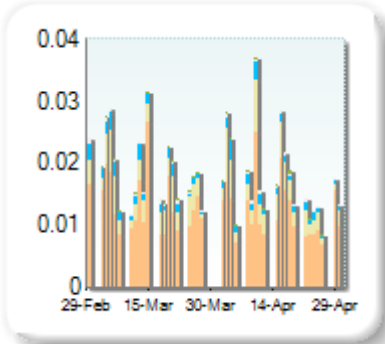


Best Price % measures how often each venue posts an absolute best price (no ties) for stocks. The result is averaged over the stocks in the index and is based on measurements of the order book every 5 seconds.

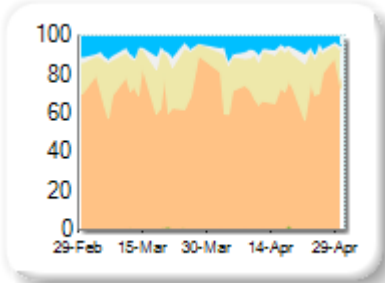
Market Share

Rank	Venue	Market Share	Change
1	XMAD	69.87%	-0.70
2	CEUX	20.32%	+1.61
3	AQEU	6.76%	-1.41
4	TQEX	2.91%	+0.59
5	BATE	0.15%	-0.09

Volume Trend



Market Share Trend



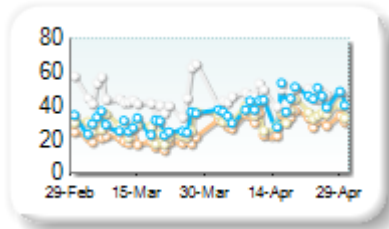
Market share is based on on-book value traded during continuous trading. The share is calculated by averaging over all stocks in the index. The current value shown is for last week and the change is relative to the previous week.

Spreads

At touch

Rank	Venue	Spread (bps)	Change
1	XMAD	30.74	+11.44
2	CEUX	34.57	+8.73
3	AQEU	41.22	+12.33
4	TQEX	46.39	+1.26

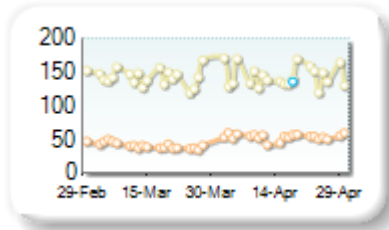
Monthly Spread Trend



25k EUR deal

Rank	Venue	Spread (bps)	Change
1	XMAD	53.82	+12.77
2	AQEU	135.05	n/a
3	CEUX	142.96	+1.18

Monthly Spread Trend



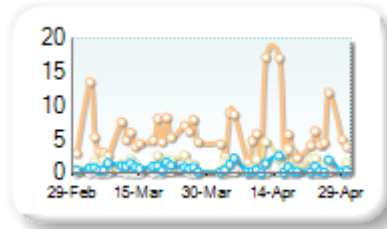
Spreads measure the bid to offer spread of the best visible orders in the book. The result is averaged over the stocks in the index and is based on measurements of the order books every 30 seconds. The value for the spread is quoted in basis points (0.01%).

Book Depths

10BPS Depth (top of book)

Rank	Venue	Depth (1K EUR)	Change
1	XMAD	6.0	+0.3
2	CEUX	1.5	+0.2
3	AQEU	0.7	-0.2
4	TQEX	0.1	0.0

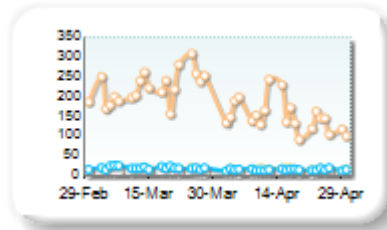
Monthly Depth Trend



50BPS Depth (deeper into book)

Rank	Venue	Depth (1K EUR)	Change
1	XMAD	149.9	-73.1
2	CEUX	15.1	+0.0
3	AQEU	14.1	-4.5
4	TQEX	7.0	-0.4

Monthly Depth Trend



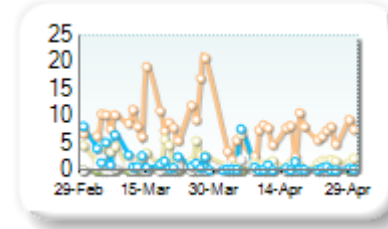
Market depth measures the amount of visible liquidity (bids and offers) in the order book within 10 or 50 BPS of mid price. The result is averaged over the stocks in the index and is based on measurements of the order book every 30 seconds. This is quoted in '000s of EUR.

Best Prices

At touch

Rank	Venue	Best Price (%)	Change
1	XMAD	6.42	-3.20
2	CEUX	1.51	-0.98
3	AQEU	0.63	-1.66
4	TQEX	0.20	-0.14
5	BATE	0.00	0.00

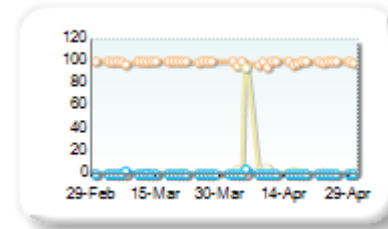
Best Prices Trend



25k EUR deal

Rank	Venue	Best Price (%)	Change
1	XMAD	98.87	-0.80
2	CEUX	5.43	+5.35
3	AQEU	0.22	+0.03
4	BATE	0.00	+0.00
5	TQEX	0.00	+0.00

Best Prices Trend

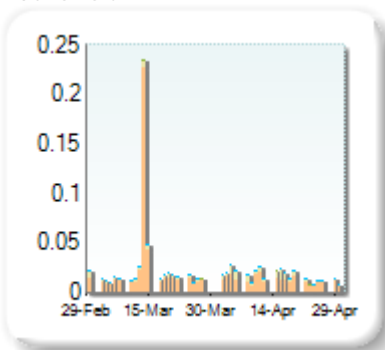


Best Price % measures how often each venue posts an absolute best price (no ties) for stocks. The result is averaged over the stocks in the index and is based on measurements of the order book every 5 seconds.

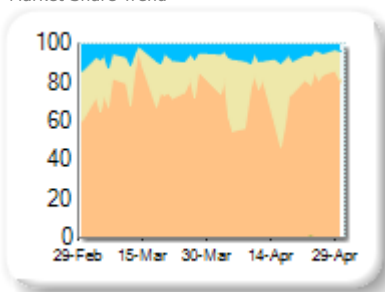
Market Share

Rank	Venue	Market Share	Change
1	XMAD	70.68%	-13.89
2	CEUX	22.36%	+11.64
3	AQEU	6.90%	+2.18
4	BATE	0.06%	+0.06

Volume Trend



Market Share Trend



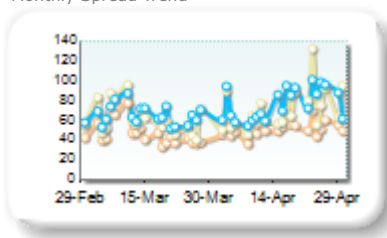
Market share is based on on-book value traded during continuous trading. The share is calculated by averaging over all stocks in the index. The current value shown is for last week and the change is relative to the previous week.

Spreads

At touch

Rank	Venue	Spread (bps)	Change
1	XMAD	52.04	+5.52
2	CEUX	71.88	+10.48
3	AQEU	76.86	+11.75

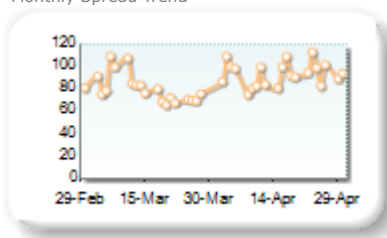
Monthly Spread Trend



25k EUR deal

Rank	Venue	Spread (bps)	Change
1	XMAD	93.20	+12.72

Monthly Spread Trend



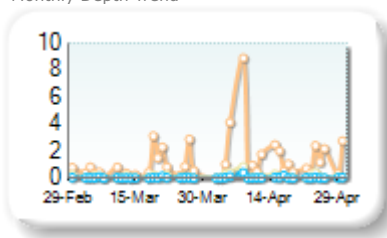
Spreads measure the bid to offer spread of the best visible orders in the book. The result is averaged over the stocks in the index and is based on measurements of the order books every 30 seconds. The value for the spread is quoted in basis points (0.01%).

Book Depths

10BPS Depth (top of book)

Rank	Venue	Depth (1K EUR)	Change
1	XMAD	1.8	+0.8
2	CEUX	0.2	+0.1
3	AQEU	0.1	+0.0

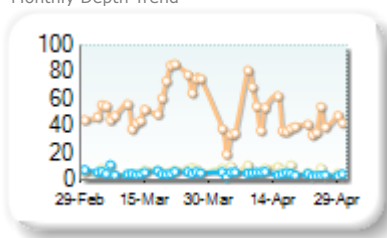
Monthly Depth Trend



50BPS Depth (deeper into book)

Rank	Venue	Depth (1K EUR)	Change
1	XMAD	44.1	-14.4
2	CEUX	6.5	+0.2
3	AQEU	4.6	-1.0

Monthly Depth Trend



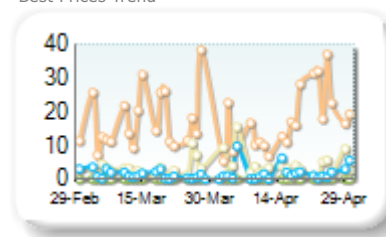
Market depth measures the amount of visible liquidity (bids and offers) in the order book within 10 or 50 BPS of mid price. The result is averaged over the stocks in the index and is based on measurements of the order book every 30 seconds. This is quoted in '000s of EUR.

Best Prices

At touch

Rank	Venue	Best Price (%)	Change
1	XMAD	17.58	+9.42
2	CEUX	4.04	+0.70
3	AQEU	1.90	+1.16
4	BATE	0.00	+0.00

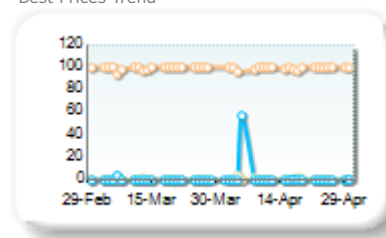
Best Prices Trend



25k EUR deal

Rank	Venue	Best Price (%)	Change
1	XMAD	99.20	-0.05
2	AQEU	2.67	+2.47
3	CEUX	0.51	+0.38
4	BATE	0.00	+0.00

Best Prices Trend

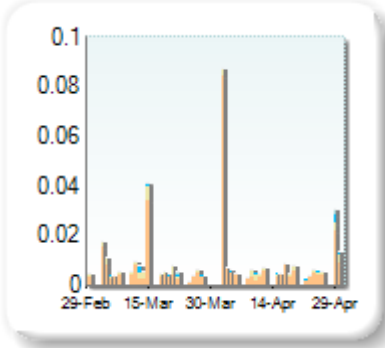


Best Price % measures how often each venue posts an absolute best price (no ties) for stocks. The result is averaged over the stocks in the index and is based on measurements of the order book every 5 seconds.

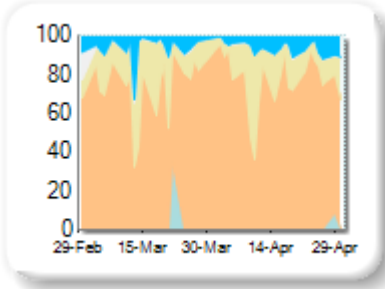
Market Share

Rank	Venue	Market Share	Change
1	XMAD	82.80%	+9.23
2	CEUX	10.94%	-7.55
3	AQEU	4.91%	-0.75
4	TRQX	1.12%	-0.06
5	TQEX	0.23%	-0.87

Volume Trend



Market Share Trend



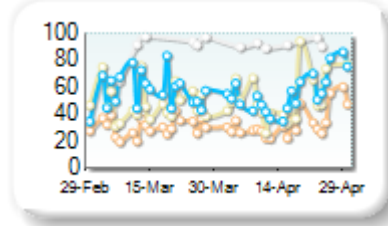
Market share is based on on-book value traded during continuous trading. The share is calculated by averaging over all stocks in the index. The current value shown is for last week and the change is relative to the previous week.

Spreads

At touch

Rank	Venue	Spread (bps)	Change
1	XMAD	33.18	+2.58
2	AQEU	55.51	-1.86
3	CEUX	57.72	+9.67
4	TQEX	119.35	+11.94

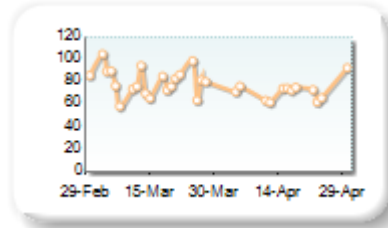
Monthly Spread Trend



25k EUR deal

Rank	Venue	Spread (bps)	Change
1	XMAD	71.86	-8.64
2	CEUX	337.04	-31.08

Monthly Spread Trend



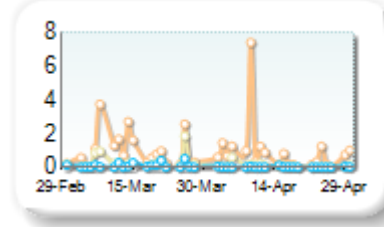
Spreads measure the bid to offer spread of the best visible orders in the book. The result is averaged over the stocks in the index and is based on measurements of the order books every 30 seconds. The value for the spread is quoted in basis points (0.01%).

Book Depths

10BPS Depth (top of book)

Rank	Venue	Depth (1K EUR)	Change
1	XMAD	0.9	-0.1
2	CEUX	0.1	-0.2
3	AQEU	0.0	-0.1

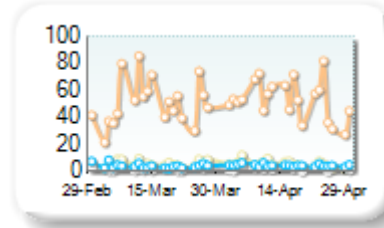
Monthly Depth Trend



50BPS Depth (deeper into book)

Rank	Venue	Depth (1K EUR)	Change
1	XMAD	53.1	+2.2
2	CEUX	5.3	-0.3
3	AQEU	4.3	+0.4
4	TQEX	2.8	+0.1

Monthly Depth Trend



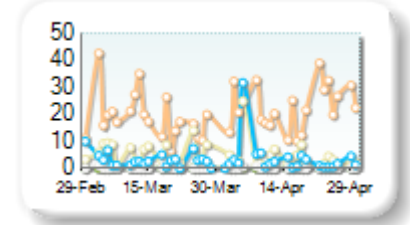
Market depth measures the amount of visible liquidity (bids and offers) in the order book within 10 or 50 BPS of mid price. The result is averaged over the stocks in the index and is based on measurements of the order book every 30 seconds. This is quoted in '000s of EUR.

Best Prices

At touch

Rank	Venue	Best Price (%)	Change
1	XMAD	22.40	-2.37
2	CEUX	4.15	-1.66
3	AQEU	3.49	+0.85
4	TQEX	0.09	0.00
5	TRQX	0.00	+0.00

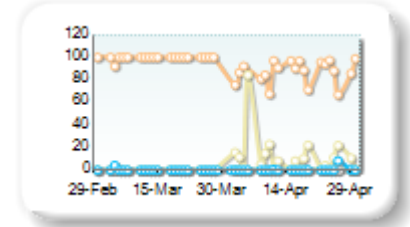
Best Prices Trend



25k EUR deal

Rank	Venue	Best Price (%)	Change
1	XMAD	87.17	-12.40
2	CEUX	12.44	+12.26
3	AQEU	0.44	+0.23
4	TRQX	0.00	+0.00
5	TQEX	0.00	+0.00

Best Prices Trend

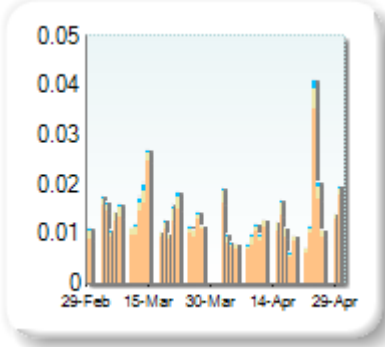


Best Price % measures how often each venue posts an absolute best price (no ties) for stocks. The result is averaged over the stocks in the index and is based on measurements of the order book every 5 seconds.

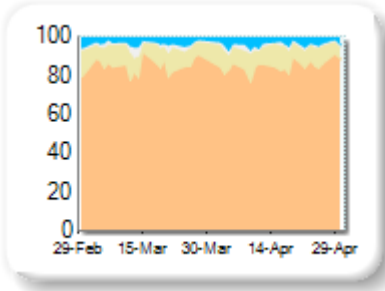
Market Share

Rank	Venue	Market Share	Change
1	XMAD	84.66%	-0.11
2	CEUX	10.17%	+0.44
3	AQEU	3.83%	+0.43
4	TQEX	1.34%	-0.76

Volume Trend



Market Share Trend



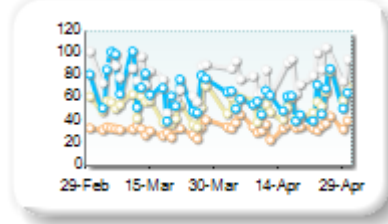
Market share is based on on-book value traded during continuous trading. The share is calculated by averaging over all stocks in the index. The current value shown is for last week and the change is relative to the previous week.

Spreads

At touch

Rank	Venue	Spread (bps)	Change
1	XMAD	35.52	+3.48
2	CEUX	54.52	+3.43
3	AQEU	58.07	-12.36
4	TQEX	93.23	+15.14

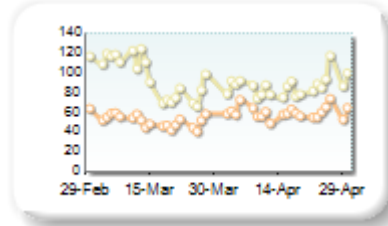
Monthly Spread Trend



25k EUR deal

Rank	Venue	Spread (bps)	Change
1	XMAD	59.79	+8.29
2	CEUX	86.45	-10.14

Monthly Spread Trend



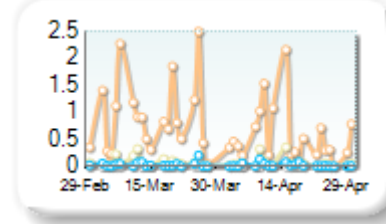
Spreads measure the bid to offer spread of the best visible orders in the book. The result is averaged over the stocks in the index and is based on measurements of the order books every 30 seconds. The value for the spread is quoted in basis points (0.01%).

Book Depths

10BPS Depth (top of book)

Rank	Venue	Depth (1K EUR)	Change
1	XMAD	0.6	-0.4
2	CEUX	0.1	0.0
3	AQEU	0.0	0.0
4	TQEX	0.0	0.0

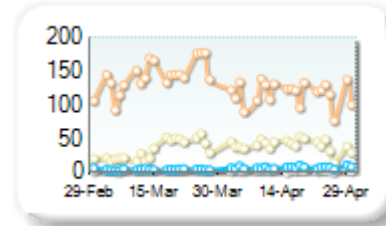
Monthly Depth Trend



50BPS Depth (deeper into book)

Rank	Venue	Depth (1K EUR)	Change
1	XMAD	116.9	-25.0
2	CEUX	40.3	+7.2
3	AQEU	6.9	+3.0
4	TQEX	2.8	-0.8

Monthly Depth Trend



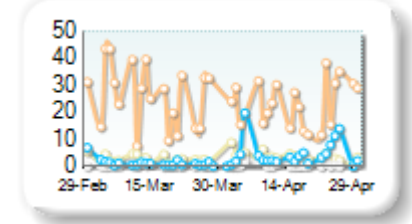
Market depth measures the amount of visible liquidity (bids and offers) in the order book within 10 or 50 BPS of mid price. The result is averaged over the stocks in the index and is based on measurements of the order book every 30 seconds. This is quoted in '000s of EUR.

Best Prices

At touch

Rank	Venue	Best Price (%)	Change
1	XMAD	23.34	+3.77
2	AQEU	4.38	+2.21
3	CEUX	3.54	+0.02
4	TQEX	0.46	+0.20

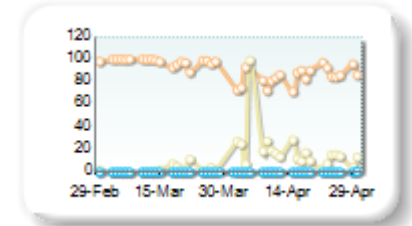
Best Prices Trend



25k EUR deal

Rank	Venue	Best Price (%)	Change
1	XMAD	84.58	-13.22
2	CEUX	19.30	+17.14
3	AQEU	0.04	+0.04
4	TQEX	0.00	+0.00

Best Prices Trend

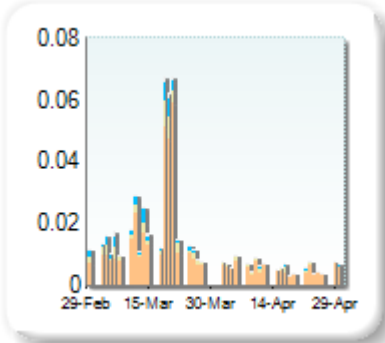


Best Price % measures how often each venue posts an absolute best price (no ties) for stocks. The result is averaged over the stocks in the index and is based on measurements of the order book every 5 seconds.

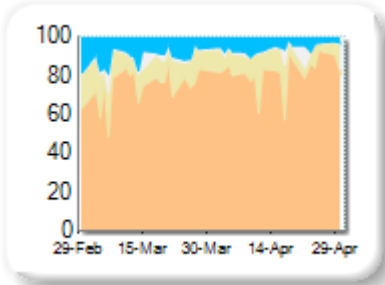
Market Share

Rank	Venue	Market Share	Change
1	XMAD	81.01%	+5.30
2	CEUX	11.09%	-0.65
3	AQEU	6.16%	-3.70
4	TQEX	1.75%	-0.94

Volume Trend



Market Share Trend



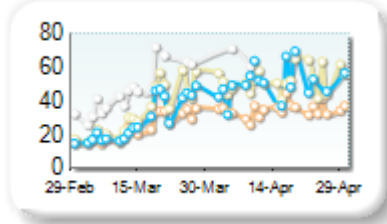
Market share is based on on-book value traded during continuous trading. The share is calculated by averaging over all stocks in the index. The current value shown is for last week and the change is relative to the previous week.

Spreads

At touch

Rank	Venue	Spread (bps)	Change
1	XMAD	34.51	+10.46
2	CEUX	52.01	+18.70
3	AQEU	55.72	+26.99
4	TQEX	93.77	+38.99

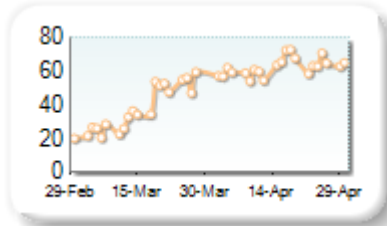
Monthly Spread Trend



25k EUR deal

Rank	Venue	Spread (bps)	Change
1	XMAD	62.19	+24.74
2	CEUX	434.09	+205.28

Monthly Spread Trend



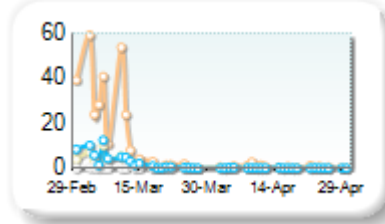
Spreads measure the bid to offer spread of the best visible orders in the book. The result is averaged over the stocks in the index and is based on measurements of the order books every 30 seconds. The value for the spread is quoted in basis points (0.01%).

Book Depths

10BPS Depth (top of book)

Rank	Venue	Depth (1K EUR)	Change
1	XMAD	0.7	-14.4
2	AQEU	0.1	-3.0
3	CEUX	0.1	-1.9
4	TQEX	0.0	-0.1

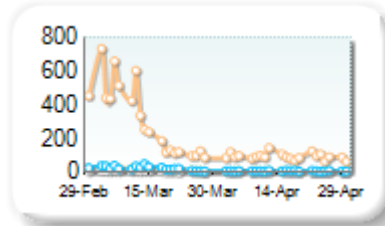
Monthly Depth Trend



50BPS Depth (deeper into book)

Rank	Venue	Depth (1K EUR)	Change
1	XMAD	93.9	-213.8
2	AQEU	7.8	-16.4
3	CEUX	7.1	-12.4
4	TQEX	3.6	-4.8

Monthly Depth Trend



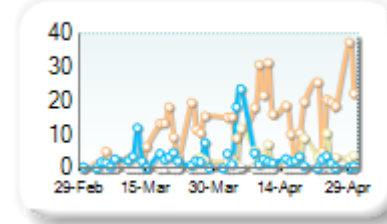
Market depth measures the amount of visible liquidity (bids and offers) in the order book within 10 or 50 BPS of mid price. The result is averaged over the stocks in the index and is based on measurements of the order book every 30 seconds. This is quoted in '000s of EUR.

Best Prices

At touch

Rank	Venue	Best Price (%)	Change
1	XMAD	18.31	+14.13
2	CEUX	3.65	+2.73
3	AQEU	3.56	-0.61
4	TQEX	0.12	-0.04

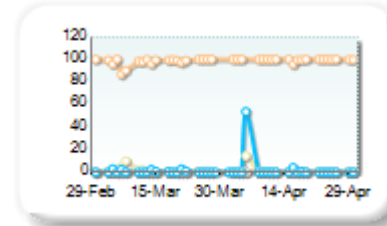
Best Prices Trend



25k EUR deal

Rank	Venue	Best Price (%)	Change
1	XMAD	99.61	+1.84
2	AQEU	2.65	+2.01
3	CEUX	0.74	-0.36
4	TQEX	0.00	+0.00

Best Prices Trend

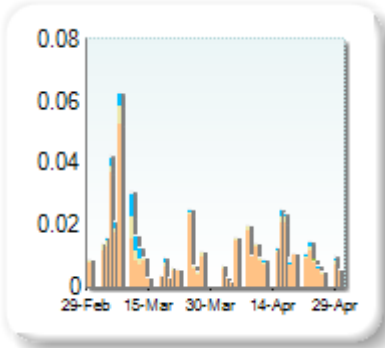


Best Price % measures how often each venue posts an absolute best price (no ties) for stocks. The result is averaged over the stocks in the index and is based on measurements of the order book every 5 seconds.

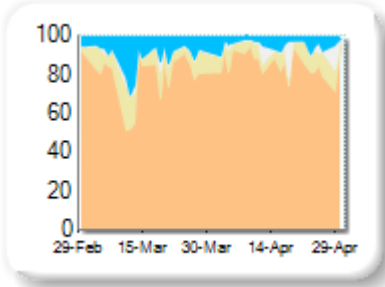
Market Share

Rank	Venue	Market Share	Change
1	XMAD	85.84%	+7.76
2	CEUX	6.84%	-2.90
3	AQEU	4.74%	-5.71
4	TQEX	2.59%	+0.86
5	BATE	0.00%	+0.00

Volume Trend



Market Share Trend



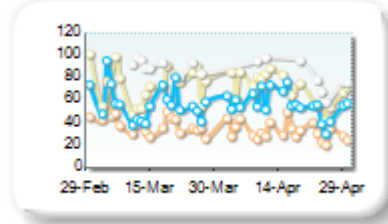
Market share is based on on-book value traded during continuous trading. The share is calculated by averaging over all stocks in the index. The current value shown is for last week and the change is relative to the previous week.

Spreads

At touch

Rank	Venue	Spread (bps)	Change
1	XMAD	32.77	-7.51
2	AQEU	56.85	-0.70
3	CEUX	79.55	-2.15
4	TQEX	111.45	-1.43

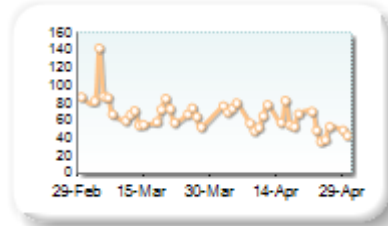
Monthly Spread Trend



25k EUR deal

Rank	Venue	Spread (bps)	Change
1	XMAD	60.46	-13.51

Monthly Spread Trend



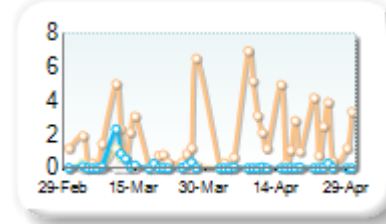
Spreads measure the bid to offer spread of the best visible orders in the book. The result is averaged over the stocks in the index and is based on measurements of the order books every 30 seconds. The value for the spread is quoted in basis points (0.01%).

Book Depths

10BPS Depth (top of book)

Rank	Venue	Depth (1K EUR)	Change
1	XMAD	2.4	+0.7
2	CEUX	0.1	-0.1
3	AQEU	0.1	-0.2
4	TQEX	0.0	+0.0

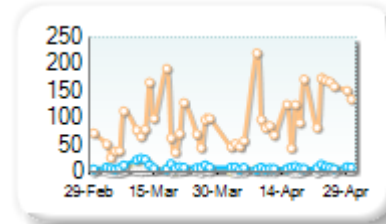
Monthly Depth Trend



50BPS Depth (deeper into book)

Rank	Venue	Depth (1K EUR)	Change
1	XMAD	111.9	+30.3
2	AQEU	8.2	-3.1
3	CEUX	5.1	-1.5
4	TQEX	2.7	0.0

Monthly Depth Trend



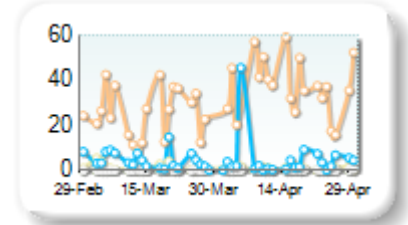
Market depth measures the amount of visible liquidity (bids and offers) in the order book within 10 or 50 BPS of mid price. The result is averaged over the stocks in the index and is based on measurements of the order book every 30 seconds. This is quoted in '000s of EUR.

Best Prices

At touch

Rank	Venue	Best Price (%)	Change
1	XMAD	37.38	+9.57
2	AQEU	4.68	+0.70
3	CEUX	0.93	-0.29
4	TQEX	0.08	0.00
5	BATE	0.00	+0.00

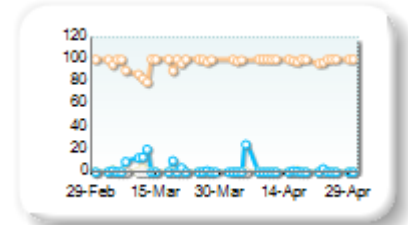
Best Prices Trend



25k EUR deal

Rank	Venue	Best Price (%)	Change
1	XMAD	99.29	+3.47
2	AQEU	1.38	-2.09
3	CEUX	0.07	-0.29
4	BATE	0.00	+0.00
5	TQEX	0.00	+0.00

Best Prices Trend

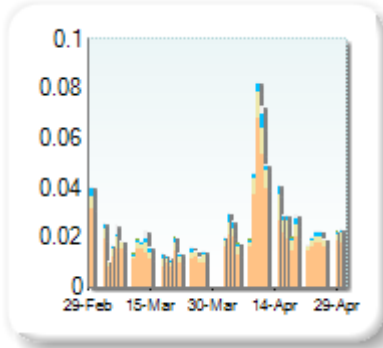


Best Price % measures how often each venue posts an absolute best price (no ties) for stocks. The result is averaged over the stocks in the index and is based on measurements of the order book every 5 seconds.

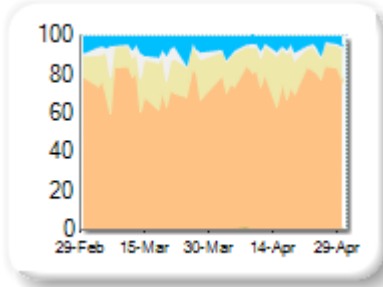
Market Share

Rank	Venue	Market Share	Change
1	XMAD	76.50%	+4.06
2	CEUX	15.09%	-0.17
3	AQEU	6.06%	-1.08
4	TQEX	2.29%	-2.87
5	BATE	0.06%	+0.06

Volume Trend



Market Share Trend



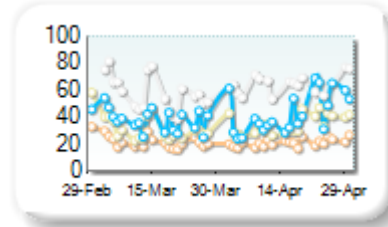
Market share is based on on-book value traded during continuous trading. The share is calculated by averaging over all stocks in the index. The current value shown is for last week and the change is relative to the previous week.

Spreads

At touch

Rank	Venue	Spread (bps)	Change
1	XMAD	21.15	-0.82
2	CEUX	34.72	+3.01
3	AQEU	42.65	+4.56
4	TQEX	76.95	+17.13

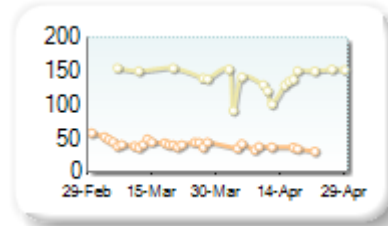
Monthly Spread Trend



25k EUR deal

Rank	Venue	Spread (bps)	Change
1	XMAD	35.93	-7.15
2	CEUX	144.16	-25.36

Monthly Spread Trend



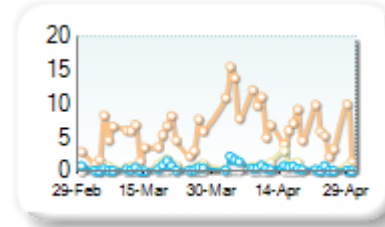
Spreads measure the bid to offer spread of the best visible orders in the book. The result is averaged over the stocks in the index and is based on measurements of the order books every 30 seconds. The value for the spread is quoted in basis points (0.01%).

Book Depths

10BPS Depth (top of book)

Rank	Venue	Depth (1K EUR)	Change
1	XMAD	7.7	+2.8
2	CEUX	0.9	+0.2
3	AQEU	0.6	+0.2
4	TQEX	0.1	+0.0

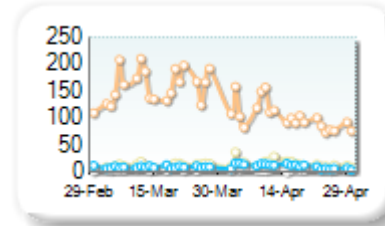
Monthly Depth Trend



50BPS Depth (deeper into book)

Rank	Venue	Depth (1K EUR)	Change
1	XMAD	103.0	-56.6
2	CEUX	16.0	+2.9
3	AQEU	11.2	+1.7
4	TQEX	5.7	-0.5

Monthly Depth Trend



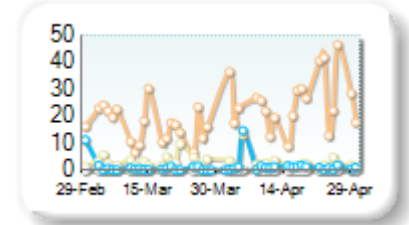
Market depth measures the amount of visible liquidity (bids and offers) in the order book within 10 or 50 BPS of mid price. The result is averaged over the stocks in the index and is based on measurements of the order book every 30 seconds. This is quoted in '000s of EUR.

Best Prices

At touch

Rank	Venue	Best Price (%)	Change
1	XMAD	25.35	+3.74
2	CEUX	2.57	+0.63
3	AQEU	1.61	+0.32
4	TQEX	0.09	-0.09
5	BATE	0.00	+0.00

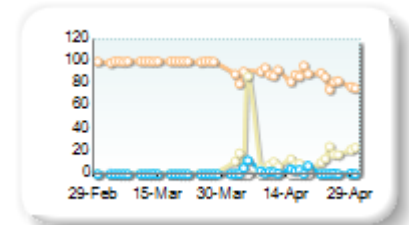
Best Prices Trend



25k EUR deal

Rank	Venue	Best Price (%)	Change
1	XMAD	86.13	-13.66
2	CEUX	15.50	+15.41
3	AQEU	2.18	+2.16
4	TQEX	0.00	-0.06
5	BATE	0.00	+0.00

Best Prices Trend

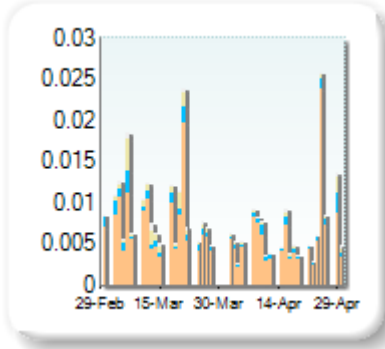


Best Price % measures how often each venue posts an absolute best price (no ties) for stocks. The result is averaged over the stocks in the index and is based on measurements of the order book every 5 seconds.

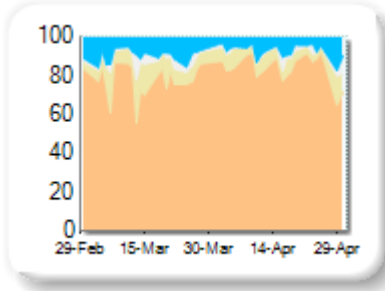
Market Share

Rank	Venue	Market Share	Change
1	XMAD	83.96%	+6.68
2	AQEU	7.79%	-2.21
3	CEUX	6.42%	-3.43
4	TQEX	1.83%	-1.04

Volume Trend



Market Share Trend



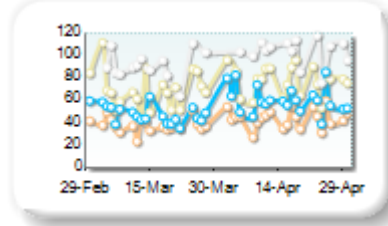
Market share is based on on-book value traded during continuous trading. The share is calculated by averaging over all stocks in the index. The current value shown is for last week and the change is relative to the previous week.

Spreads

At touch

Rank	Venue	Spread (bps)	Change
1	XMAD	44.23	+6.13
2	AQEU	60.76	+12.90
3	CEUX	85.06	+15.93
4	TQEX	115.64	+7.96

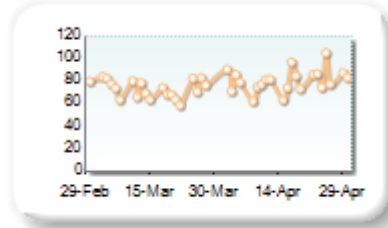
Monthly Spread Trend



25k EUR deal

Rank	Venue	Spread (bps)	Change
1	XMAD	80.74	+7.40

Monthly Spread Trend



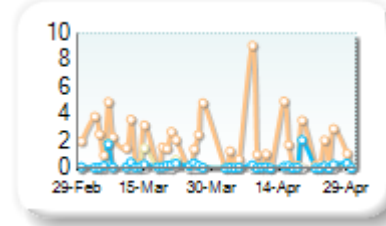
Spreads measure the bid to offer spread of the best visible orders in the book. The result is averaged over the stocks in the index and is based on measurements of the order books every 30 seconds. The value for the spread is quoted in basis points (0.01%).

Book Depths

10BPS Depth (top of book)

Rank	Venue	Depth (1K EUR)	Change
1	XMAD	1.5	-0.6
2	AQEU	0.2	-0.1
3	CEUX	0.0	-0.2
4	TQEX	0.0	0.0

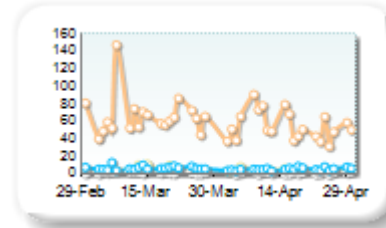
Monthly Depth Trend



50BPS Depth (deeper into book)

Rank	Venue	Depth (1K EUR)	Change
1	XMAD	54.9	-11.4
2	AQEU	5.7	-1.3
3	CEUX	3.8	-1.3
4	TQEX	1.7	-0.9

Monthly Depth Trend



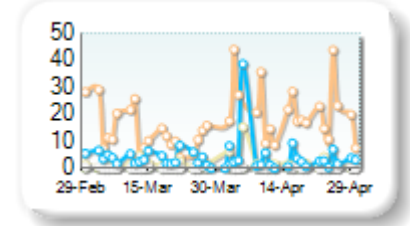
Market depth measures the amount of visible liquidity (bids and offers) in the order book within 10 or 50 BPS of mid price. The result is averaged over the stocks in the index and is based on measurements of the order book every 30 seconds. This is quoted in '000s of EUR.

Best Prices

At touch

Rank	Venue	Best Price (%)	Change
1	XMAD	21.06	+10.97
2	AQEU	4.49	-0.65
3	CEUX	1.85	+0.24
4	TQEX	0.13	-0.05

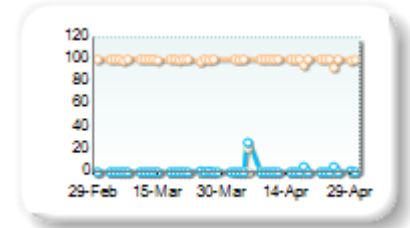
Best Prices Trend



25k EUR deal

Rank	Venue	Best Price (%)	Change
1	XMAD	99.20	-0.45
2	AQEU	1.70	+1.58
3	CEUX	1.06	+1.03
4	TQEX	0.00	+0.00

Best Prices Trend

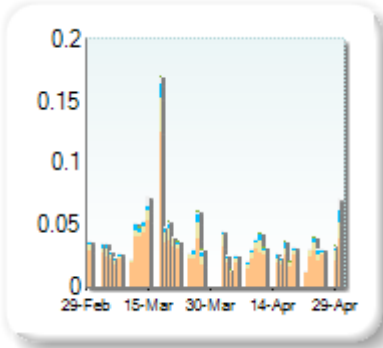


Best Price % measures how often each venue posts an absolute best price (no ties) for stocks. The result is averaged over the stocks in the index and is based on measurements of the order book every 5 seconds.

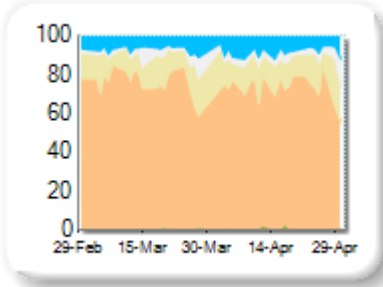
Market Share

Rank	Venue	Market Share	Change
1	XMAD	71.29%	-3.55
2	CEUX	15.01%	+1.14
3	AQEU	8.40%	+1.34
4	TQEX	4.94%	+0.89
5	BATE	0.36%	+0.19

Volume Trend



Market Share Trend



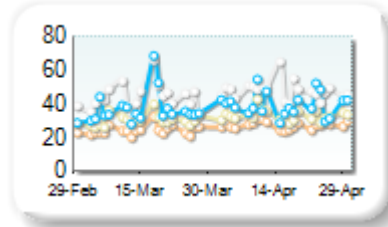
Market share is based on on-book value traded during continuous trading. The share is calculated by averaging over all stocks in the index. The current value shown is for last week and the change is relative to the previous week.

Spreads

At touch

Rank	Venue	Spread (bps)	Change
1	XMAD	27.19	+3.02
2	CEUX	32.78	+2.55
3	AQEU	39.41	+2.93
4	TQEX	47.70	+3.76

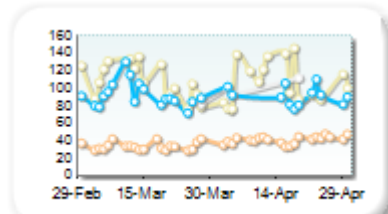
Monthly Spread Trend



25k EUR deal

Rank	Venue	Spread (bps)	Change
1	XMAD	41.46	+7.16
2	AQEU	91.88	-1.02
3	TQEX	101.92	+19.07
4	CEUX	121.43	+1.35

Monthly Spread Trend



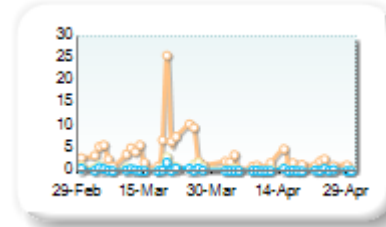
Spreads measure the bid to offer spread of the best visible orders in the book. The result is averaged over the stocks in the index and is based on measurements of the order books every 30 seconds. The value for the spread is quoted in basis points (0.01%).

Book Depths

10BPS Depth (top of book)

Rank	Venue	Depth (1K EUR)	Change
1	XMAD	1.6	-4.1
2	CEUX	0.3	-0.6
3	AQEU	0.1	-0.3
4	TQEX	0.0	-0.1

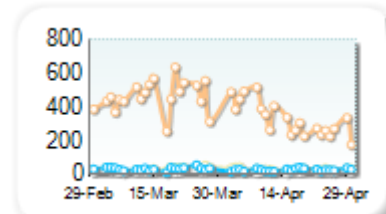
Monthly Depth Trend



50BPS Depth (deeper into book)

Rank	Venue	Depth (1K EUR)	Change
1	XMAD	325.7	-135.3
2	CEUX	30.4	-3.4
3	AQEU	25.9	-6.0
4	TQEX	16.4	-2.7

Monthly Depth Trend



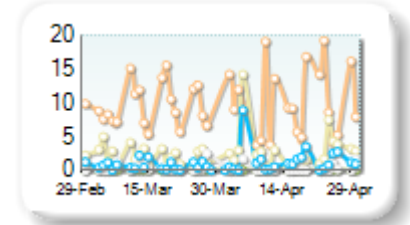
Market depth measures the amount of visible liquidity (bids and offers) in the order book within 10 or 50 BPS of mid price. The result is averaged over the stocks in the index and is based on measurements of the order book every 30 seconds. This is quoted in '000s of EUR.

Best Prices

At touch

Rank	Venue	Best Price (%)	Change
1	XMAD	10.01	+0.31
2	CEUX	2.81	+1.01
3	AQEU	1.38	+0.69
4	TQEX	0.26	-0.18
5	BATE	0.00	+0.00


Best Prices Trend



25k EUR deal

Rank	Venue	Best Price (%)	Change
1	XMAD	95.41	-1.20
2	CEUX	5.52	+3.44
3	AQEU	2.73	+2.28
4	TQEX	0.59	+0.30
5	BATE	0.00	+0.00

Best Prices Trend

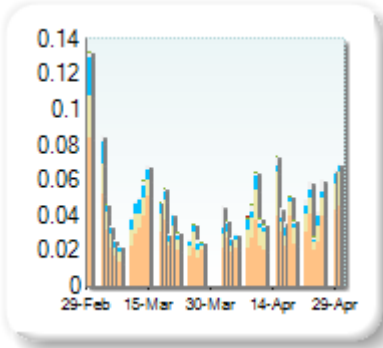


Best Price % measures how often each venue posts an absolute best price (no ties) for stocks. The result is averaged over the stocks in the index and is based on measurements of the order book every 5 seconds.

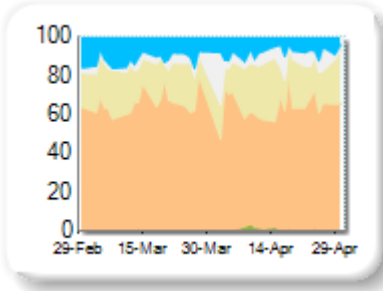
Market Share

Rank	Venue	Market Share	Change
1	XMAD	63.08%	-2.21
2	CEUX	21.53%	+2.52
3	AQEU	8.02%	-4.30
4	TQEX	6.78%	+3.57
5	BATE	0.57%	+0.39
6	TRQX	0.01%	+0.01
7	CHIX	0.01%	+0.01

Volume Trend



Market Share Trend



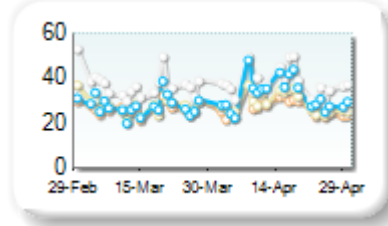
Market share is based on on-book value traded during continuous trading. The share is calculated by averaging over all stocks in the index. The current value shown is for last week and the change is relative to the previous week.

Spreads

At touch

Rank	Venue	Spread (bps)	Change
1	XMAD	26.94	+0.89
2	CEUX	28.88	+0.96
3	AQEU	32.55	+4.88
4	TQEX	37.65	+0.52

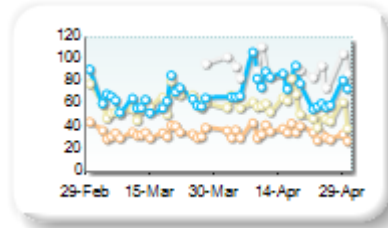
Monthly Spread Trend



25k EUR deal

Rank	Venue	Spread (bps)	Change
1	XMAD	34.94	+0.22
2	CEUX	57.49	-2.97
3	AQEU	74.68	+9.67
4	TQEX	93.03	-3.27

Monthly Spread Trend



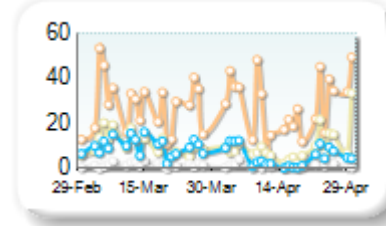
Spreads measure the bid to offer spread of the best visible orders in the book. The result is averaged over the stocks in the index and is based on measurements of the order books every 30 seconds. The value for the spread is quoted in basis points (0.01%).

Book Depths

10BPS Depth (top of book)

Rank	Venue	Depth (1K EUR)	Change
1	XMAD	28.4	+0.6
2	CEUX	9.4	-0.8
3	AQEU	5.1	-4.6
4	TQEX	1.6	-0.1

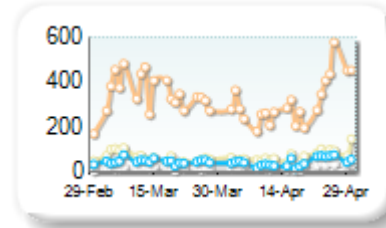
Monthly Depth Trend



50BPS Depth (deeper into book)

Rank	Venue	Depth (1K EUR)	Change
1	XMAD	311.8	-35.0
2	CEUX	70.4	+4.8
3	AQEU	45.6	-2.2
4	TQEX	26.3	+7.7

Monthly Depth Trend



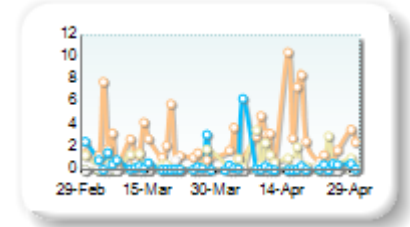
Market depth measures the amount of visible liquidity (bids and offers) in the order book within 10 or 50 BPS of mid price. The result is averaged over the stocks in the index and is based on measurements of the order book every 30 seconds. This is quoted in '000s of EUR.

Best Prices

At touch

Rank	Venue	Best Price (%)	Change
1	XMAD	3.23	+2.21
2	CEUX	0.94	+0.50
3	AQEU	0.48	-0.21
4	TQEX	0.06	-0.07
5	CHIX	0.00	+0.00
6	TRQX	0.00	+0.00
7	BATE	0.00	+0.00

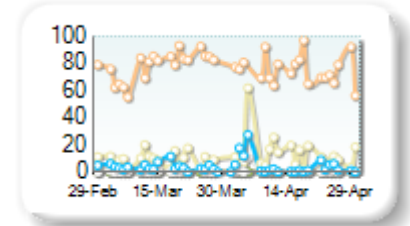
Best Prices Trend



25k EUR deal

Rank	Venue	Best Price (%)	Change
1	XMAD	75.19	-3.08
2	CEUX	13.58	+4.42
3	AQEU	4.26	+0.72
4	TQEX	0.81	+0.46
5	CHIX	0.00	+0.00
6	TRQX	0.00	+0.00
7	BATE	0.00	+0.00

Best Prices Trend



Best Price % measures how often each venue posts an absolute best price (no ties) for stocks. The result is averaged over the stocks in the index and is based on measurements of the order book every 5 seconds.