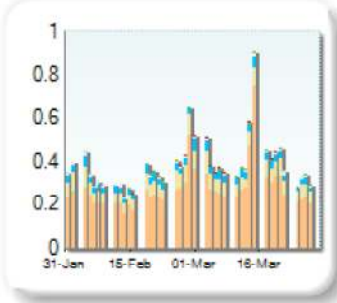


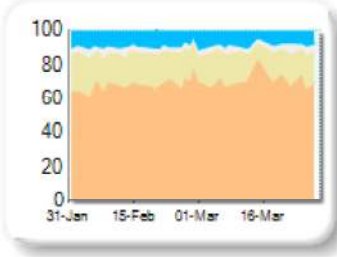
Market Share

Rank	Venue	Market Share	Change
1	XMAD	72.58%	+3.36
2	CEUX	15.95%	-2.81
3	AQEU	7.98%	-0.66
4	TQEX	3.31%	-0.04
5	BATE	0.11%	+0.10
6	CHIX	0.04%	+0.04
7	TRQX	0.02%	+0.00
8	AQXE	0.00%	+0.00

Volume Trend



Market Share Trend



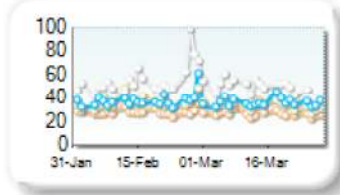
Market share is based on on-book value traded during continuous trading. The share is calculated by averaging over all stocks in the index. The current value shown is for last week and the change is relative to the previous week.

Spreads

At touch

Rank	Venue	Spread (bps)	Change
1	XMAD	27.02	-0.99
2	CEUX	33.05	-3.37
3	AQEU	36.09	-1.79
4	TQEX	49.63	-6.25

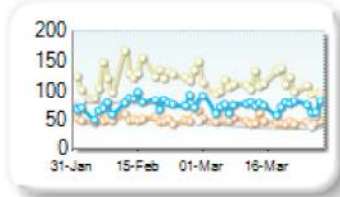
Monthly Spread Trend



25k EUR deal

Rank	Venue	Spread (bps)	Change
1	XMAD	47.18	-3.18
2	TQEX	59.54	-7.02
3	AQEU	72.50	-2.76
4	CEUX	110.70	-15.42

Monthly Spread Trend



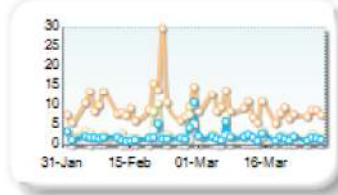
Spreads measure the bid to offer spread of the best visible orders in the book. The result is averaged over the stocks in the index and is based on measurements of the order books every 30 seconds. The value for the spread is quoted in basis points (0.01%).

Book Depths

10BPS Depth (top of book)

Rank	Venue	Depth (1K EUR)	Change
1	XMAD	8.8	-2.0
2	CEUX	2.4	-1.2
3	AQEU	2.1	-0.6
4	TQEX	0.7	-0.3

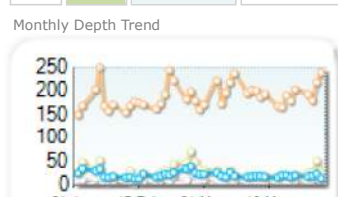
Monthly Depth Trend



50BPS Depth (deeper into book)

Rank	Venue	Depth (1K EUR)	Change
1	XMAD	196.7	+14.0
2	CEUX	25.2	-7.0
3	AQEU	20.2	-4.6
4	TQEX	10.6	-1.8
5	BATE	1.3	+0.2

Monthly Depth Trend



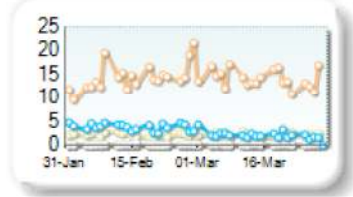
Market depth measures the amount of visible liquidity (bids and offers) in the order book within 10 or 50 BPS of mid price. The result is averaged over the stocks in the index and is based on measurements of the order book every 30 seconds. This is quoted in '000s of EUR.

Best Prices

At touch

Rank	Venue	Best Price (%)	Change
1	XMAD	14.10	+1.22
2	CEUX	2.16	+0.13
3	AQEU	2.09	-1.65
4	TQEX	0.21	+0.04
5	BATE	0.00	+0.00
6	CHIX	0.00	+0.00
7	TRQX	0.00	+0.00
8	AQXE	0.00	+0.00


Best Prices Trend



25k EUR deal

Rank	Venue	Best Price (%)	Change
1	XMAD	95.95	+0.56
2	CEUX	1.65	+0.30
3	AQEU	1.15	+0.05
4	TQEX	0.29	+0.03
5	CHIX	0.00	+0.00
6	TRQX	0.00	+0.00
7	BATE	0.00	+0.00
8	AQXE	0.00	+0.00

Best Prices Trend

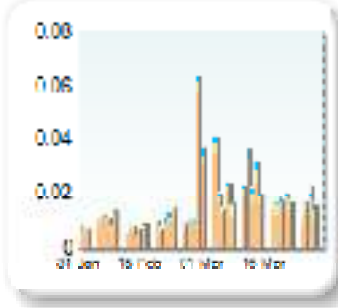


Best Price % measures how often each venue posts an absolute best price (no ties) for stocks. The result is averaged over the stocks in the index and is based on measurements of the order book every 5 seconds.

Market Share

Rank	Venue	Market Share	Change
1	XMAD	76.02%	-6.01
2	CEUX	13.70%	+3.50
3	AQEU	6.87%	+0.94
4	TQEX	3.41%	+1.57
5	BATE	0.00%	+0.00

Volume Trend



Market Share Trend




Market share is based on on-book value traded during continuous trading. The share is calculated by averaging over all stocks in the index. The current value shown is for last week and the change is relative to the previous week.

Spreads

At touch

Rank	Venue	Spread (bps)	Change
1	XMAD	14.90	-5.83
2	CEUX	25.90	-8.09
3	AQEU	26.99	-5.78
4	TQEX	47.19	-15.34

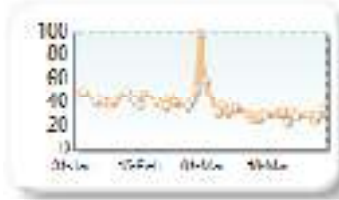
Monthly Spread Trend



25k EUR deal

Rank	Venue	Spread (bps)	Change
1	XMAD	31.23	-13.53
2	CEUX	152.37	-46.98

Monthly Spread Trend




Spreads measure the bid to offer spread of the best visible orders in the book. The result is averaged over the stocks in the index and is based on measurements of the order books every 30 seconds. The value for the spread is quoted in basis points (0.01%).

Book Depths

10BPS Depth (top of book)

Rank	Venue	Depth (1K EUR)	Change
1	XMAD	20.3	+12.9
2	CEUX	2.6	+1.9
3	AQEU	2.0	+1.1
4	TQEX	0.6	+0.6


Monthly Depth Trend



50BPS Depth (deeper into book)

Rank	Venue	Depth (1K EUR)	Change
1	XMAD	330.8	+154.3
2	AQEU	18.6	+1.9
3	CEUX	16.7	+6.9
4	TQEX	9.7	+4.3

Monthly Depth Trend




Market depth measures the amount of visible liquidity (bids and offers) in the order book within 10 or 50 BPS of mid price. The result is averaged over the stocks in the index and is based on measurements of the order book every 30 seconds. This is quoted in '000s of EUR.

Best Prices

At touch

Rank	Venue	Best Price (%)	Change
1	XMAD	17.65	-8.56
2	CEUX	2.30	-0.36
3	AQEU	1.04	-1.87
4	TQEX	0.23	+0.03
5	BATE	0.00	+0.00


Best Prices Trend



25k EUR deal

Rank	Venue	Best Price (%)	Change
1	XMAD	99.53	-0.10
2	CEUX	0.23	+0.15
3	TQEX	0.11	+0.11
4	AQEU	0.08	+0.04
5	BATE	0.00	+0.00

Best Prices Trend

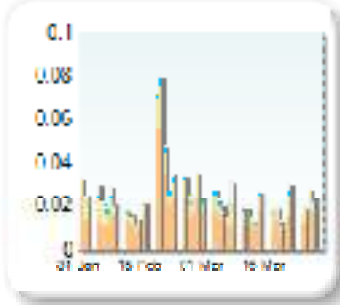


Best Price % measures how often each venue posts an absolute best price (no ties) for stocks. The result is averaged over the stocks in the index and is based on measurements of the order book every 5 seconds.

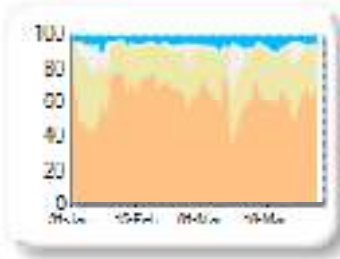
Market Share

Rank	Venue	Market Share	Change
1	XMAD	62.76%	-3.69
2	CEUX	25.90%	+1.89
3	AQEU	5.88%	+1.10
4	TQEX	5.44%	+0.77
5	TRQX	0.02%	-0.01
6	BATE	0.01%	-0.08

Volume Trend



Market Share Trend



Spreads

At touch

Rank	Venue	Spread (bps)	Change
1	XMAD	15.73	-3.68
2	CEUX	22.02	-4.66
3	AQEU	33.71	-6.88
4	TQEX	49.09	-8.71

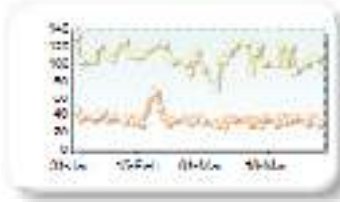
Monthly Spread Trend



25k EUR deal

Rank	Venue	Spread (bps)	Change
1	XMAD	33.68	-4.98
2	CEUX	106.23	-13.23

Monthly Spread Trend




Book Depths

10BPS Depth (top of book)

Rank	Venue	Depth (1K EUR)	Change
1	XMAD	14.2	+5.0
2	CEUX	3.6	+1.3
3	AQEU	1.4	+0.5
4	TQEX	0.4	+0.1


Monthly Depth Trend



50BPS Depth (deeper into book)

Rank	Venue	Depth (1K EUR)	Change
1	XMAD	224.9	+28.7
2	CEUX	28.7	+4.5
3	AQEU	15.0	-0.5
4	TQEX	7.7	+1.4
5	BATE	2.8	+0.1

Monthly Depth Trend



Best Prices

At touch

Rank	Venue	Best Price (%)	Change
1	XMAD	16.81	-2.46
2	CEUX	2.87	-1.71
3	AQEU	0.38	-0.95
4	TQEX	0.07	-0.11
5	TRQX	0.00	+0.00
6	BATE	0.00	+0.00


Best Prices Trend



25k EUR deal

Rank	Venue	Best Price (%)	Change
1	XMAD	99.42	-0.19
2	CEUX	0.48	+0.27
3	AQEU	0.00	-0.01
4	TQEX	0.00	+0.00
5	TRQX	0.00	+0.00
6	BATE	0.00	+0.00

Best Prices Trend



Market share is based on on-book value traded during continuous trading. The share is calculated by averaging over all stocks in the index. The current value shown is for last week and the change is relative to the previous week.

Spreads measure the bid to offer spread of the best visible orders in the book. The result is averaged over the stocks in the index and is based on measurements of the order books every 30 seconds. The value for the spread is quoted in basis points (0.01%).

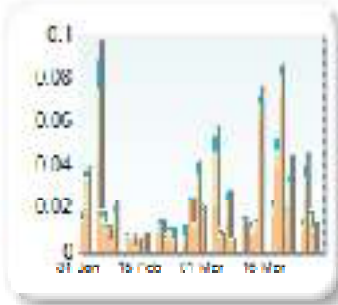
Market depth measures the amount of visible liquidity (bids and offers) in the order book within 10 or 50 BPS of mid price. The result is averaged over the stocks in the index and is based on measurements of the order book every 30 seconds. This is quoted in '000s of EUR.

Best Price % measures how often each venue posts an absolute best price (no ties) for stocks. The result is averaged over the stocks in the index and is based on measurements of the order book every 5 seconds.

Market Share

Rank	Venue	Market Share	Change
1	XMAD	61.37%	+6.78
2	CEUX	20.98%	-2.91
3	AQEU	9.10%	-4.28
4	TQEX	8.44%	+0.30
5	BATE	0.11%	+0.11
6	CHIX	0.00%	+0.00

Volume Trend



Market Share Trend




Market share is based on on-book value traded during continuous trading. The share is calculated by averaging over all stocks in the index. The current value shown is for last week and the change is relative to the previous week.

Spreads

At touch

Rank	Venue	Spread (bps)	Change
1	XMAD	23.56	+2.89
2	CEUX	30.69	+3.76
3	AQEU	30.76	+6.80
4	TQEX	37.74	-0.37


Monthly Spread Trend



25k EUR deal

Rank	Venue	Spread (bps)	Change
1	XMAD	38.00	+5.15
2	TQEX	47.04	-11.77
3	AQEU	63.86	+3.11
4	CEUX	80.17	+5.89

Monthly Spread Trend




Spreads measure the bid to offer spread of the best visible orders in the book. The result is averaged over the stocks in the index and is based on measurements of the order books every 30 seconds. The value for the spread is quoted in basis points (0.01%).

Book Depths

10BPS Depth (top of book)

Rank	Venue	Depth (1K EUR)	Change
1	XMAD	31.9	-34.4
2	CEUX	13.3	-21.6
3	AQEU	10.5	-9.7
4	TQEX	4.3	-4.3

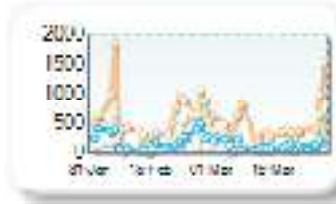
Monthly Depth Trend



50BPS Depth (deeper into book)

Rank	Venue	Depth (1K EUR)	Change
1	XMAD	467.8	-148.2
2	CEUX	150.8	-167.3
3	AQEU	107.1	-84.2
4	TQEX	61.4	-55.5

Monthly Depth Trend



Market depth measures the amount of visible liquidity (bids and offers) in the order book within 10 or 50 BPS of mid price. The result is averaged over the stocks in the index and is based on measurements of the order book every 30 seconds. This is quoted in '000s of EUR.

Best Prices

At touch

Rank	Venue	Best Price (%)	Change
1	XMAD	10.07	+5.42
2	AQEU	2.24	-1.24
3	CEUX	1.64	+1.00
4	TQEX	0.63	+1.05
5	BATE	0.01	+0.00
6	CHIX	0.00	+0.00


Best Prices Trend



25k EUR deal

Rank	Venue	Best Price (%)	Change
1	XMAD	66.18	+1.14
2	CEUX	10.99	+2.40
3	AQEU	10.84	+0.74
4	TQEX	4.09	+0.21
5	CHIX	0.00	+0.00
6	BATE	0.00	+0.00

Best Prices Trend

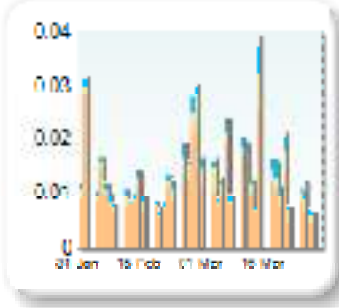


Best Price % measures how often each venue posts an absolute best price (no ties) for stocks. The result is averaged over the stocks in the index and is based on measurements of the order book every 5 seconds.

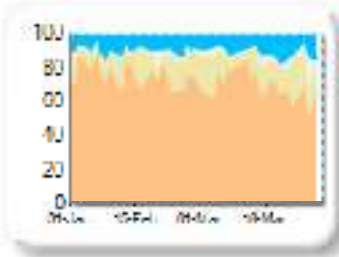
Market Share

Rank	Venue	Market Share	Change
1	XMAD	70.53%	-6.98
2	CEUX	14.52%	+2.86
3	AQEU	10.87%	+2.09
4	TQEX	3.99%	+1.93
5	BATE	0.09%	+0.09

Volume Trend



Market Share Trend




Market share is based on on-book value traded during continuous trading. The share is calculated by averaging over all stocks in the index. The current value shown is for last week and the change is relative to the previous week.

Spreads

At touch

Rank	Venue	Spread (bps)	Change
1	XMAD	27.32	-1.36
2	AQEU	35.23	-1.38
3	CEUX	39.76	-8.08
4	TQEX	57.60	-14.57


Monthly Spread Trend



25k EUR deal

Rank	Venue	Spread (bps)	Change
1	XMAD	43.75	-4.31
2	CEUX	155.96	-23.43

Monthly Spread Trend



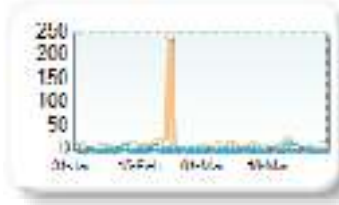
Spreads measure the bid to offer spread of the best visible orders in the book. The result is averaged over the stocks in the index and is based on measurements of the order books every 30 seconds. The value for the spread is quoted in basis points (0.01%).

Book Depths

10BPS Depth (top of book)

Rank	Venue	Depth (1K EUR)	Change
1	XMAD	6.8	-10.8
2	AQEU	1.6	-0.2
3	CEUX	0.6	+0.2
4	TQEX	0.1	+0.0

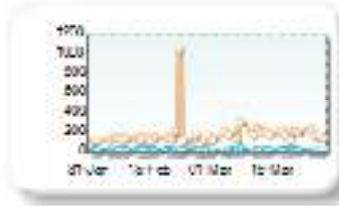
Monthly Depth Trend



50BPS Depth (deeper into book)

Rank	Venue	Depth (1K EUR)	Change
1	XMAD	188.9	+7.9
2	AQEU	19.5	-3.1
3	CEUX	13.5	+4.2
4	TQEX	7.4	+2.4

Monthly Depth Trend




Market depth measures the amount of visible liquidity (bids and offers) in the order book within 10 or 50 BPS of mid price. The result is averaged over the stocks in the index and is based on measurements of the order book every 30 seconds. This is quoted in '000s of EUR.

Best Prices

At touch

Rank	Venue	Best Price (%)	Change
1	XMAD	8.39	-5.59
2	AQEU	2.76	-1.07
3	CEUX	0.66	-0.12
4	TQEX	0.07	-0.05
5	BATE	0.00	+0.00

Best Prices Trend



25k EUR deal

Rank	Venue	Best Price (%)	Change
1	XMAD	99.50	+2.27
2	AQEU	0.20	-2.41
3	CEUX	0.09	+0.02
4	BATE	0.00	+0.00
5	TQEX	0.00	-0.02

Best Prices Trend

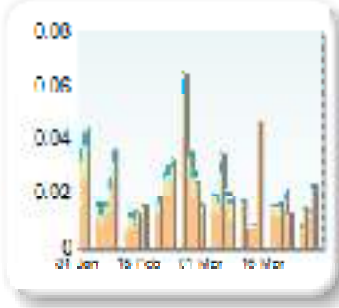


Best Price % measures how often each venue posts an absolute best price (no ties) for stocks. The result is averaged over the stocks in the index and is based on measurements of the order book every 5 seconds.

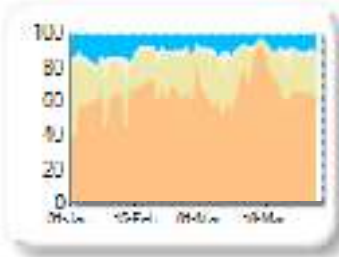
Market Share

Rank	Venue	Market Share	Change
1	XMAD	68.69%	+6.50
2	CEUX	19.57%	-3.71
3	AQEU	7.87%	-2.50
4	TQEX	3.76%	-0.39
5	BATE	0.11%	+0.10

Volume Trend



Market Share Trend




Market share is based on on-book value traded during continuous trading. The share is calculated by averaging over all stocks in the index. The current value shown is for last week and the change is relative to the previous week.

Spreads

At touch

Rank	Venue	Spread (bps)	Change
1	XMAD	23.29	-1.25
2	CEUX	30.22	-1.30
3	AQEU	34.84	+1.72
4	TQEX	51.94	-5.63

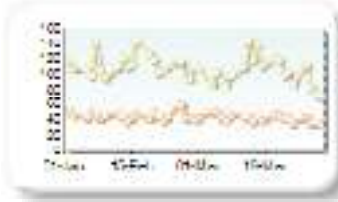
Monthly Spread Trend



25k EUR deal

Rank	Venue	Spread (bps)	Change
1	XMAD	42.30	-2.71
2	CEUX	103.40	-9.13

Monthly Spread Trend




Spreads measure the bid to offer spread of the best visible orders in the book. The result is averaged over the stocks in the index and is based on measurements of the order books every 30 seconds. The value for the spread is quoted in basis points (0.01%).

Book Depths

10BPS Depth (top of book)

Rank	Venue	Depth (1K EUR)	Change
1	XMAD	6.1	+0.8
2	CEUX	1.7	+0.4
3	AQEU	1.0	-0.3
4	TQEX	0.2	+0.0


Monthly Depth Trend



50BPS Depth (deeper into book)

Rank	Venue	Depth (1K EUR)	Change
1	XMAD	218.9	+40.1
2	CEUX	28.0	+3.4
3	AQEU	15.6	-3.0
4	TQEX	7.9	+1.1

Monthly Depth Trend




Market depth measures the amount of visible liquidity (bids and offers) in the order book within 10 or 50 BPS of mid price. The result is averaged over the stocks in the index and is based on measurements of the order book every 30 seconds. This is quoted in '000s of EUR.

Best Prices

At touch

Rank	Venue	Best Price (%)	Change
1	XMAD	10.35	+0.94
2	CEUX	2.53	-1.34
3	AQEU	1.10	-3.42
4	TQEX	0.36	+0.19
5	BATE	0.00	+0.00

Best Prices Trend



25k EUR deal

Rank	Venue	Best Price (%)	Change
1	XMAD	98.54	-0.29
2	CEUX	1.35	+0.65
3	AQEU	0.02	-0.35
4	BATE	0.00	+0.00
5	TQEX	0.00	-0.01

Best Prices Trend

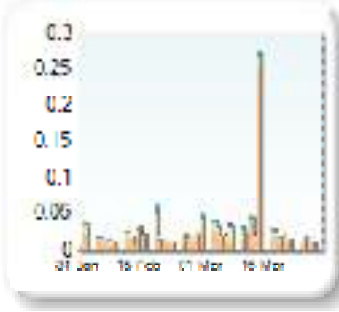


Best Price % measures how often each venue posts an absolute best price (no ties) for stocks. The result is averaged over the stocks in the index and is based on measurements of the order book every 5 seconds.

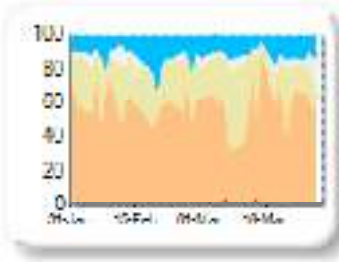
Market Share

Rank	Venue	Market Share	Change
1	XMAD	70.08%	+13.00
2	CEUX	17.74%	-7.17
3	AQEU	8.65%	-4.97
4	TQEX	2.97%	-1.43
5	CHIX	0.43%	+0.42
6	BATE	0.14%	+0.13

Volume Trend



Market Share Trend




Market share is based on on-book value traded during continuous trading. The share is calculated by averaging over all stocks in the index. The current value shown is for last week and the change is relative to the previous week.

Spreads

At touch

Rank	Venue	Spread (bps)	Change
1	XMAD	20.16	-1.97
2	AQEU	21.37	-4.81
3	CEUX	22.14	-2.83
4	TQEX	30.33	-8.02


Monthly Spread Trend



25k EUR deal

Rank	Venue	Spread (bps)	Change
1	XMAD	36.73	-5.95
2	AQEU	91.46	n/a
3	CEUX	96.79	-37.45

Monthly Spread Trend




Spreads measure the bid to offer spread of the best visible orders in the book. The result is averaged over the stocks in the index and is based on measurements of the order books every 30 seconds. The value for the spread is quoted in basis points (0.01%).

Book Depths

10BPS Depth (top of book)

Rank	Venue	Depth (1K EUR)	Change
1	XMAD	10.8	+3.0
2	AQEU	5.1	+2.8
3	CEUX	3.9	+2.3
4	TQEX	0.5	+0.3


Monthly Depth Trend



50BPS Depth (deeper into book)

Rank	Venue	Depth (1K EUR)	Change
1	XMAD	256.5	+57.3
2	AQEU	35.1	+9.1
3	CEUX	31.5	+10.6
4	TQEX	13.4	+3.6

Monthly Depth Trend



Market depth measures the amount of visible liquidity (bids and offers) in the order book within 10 or 50 BPS of mid price. The result is averaged over the stocks in the index and is based on measurements of the order book every 30 seconds. This is quoted in '000s of EUR.

Best Prices

At touch

Rank	Venue	Best Price (%)	Change
1	XMAD	3.09	+0.61
2	AQEU	0.47	-0.96
3	CEUX	0.47	-1.30
4	TQEX	0.04	-0.06
5	CHIX	0.00	+0.00
6	BATE	0.00	+0.00
7	AQXE	0.00	+0.00


Best Prices Trend



25k EUR deal

Rank	Venue	Best Price (%)	Change
1	XMAD	93.94	-4.59
2	CEUX	3.62	+2.79
3	AQEU	1.93	+1.38
4	TQEX	0.25	+0.24
5	CHIX	0.00	+0.00
6	BATE	0.00	+0.00
7	AQXE	0.00	+0.00

Best Prices Trend

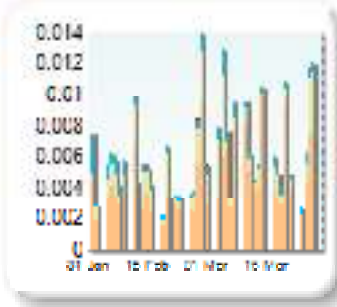


Best Price % measures how often each venue posts an absolute best price (no ties) for stocks. The result is averaged over the stocks in the index and is based on measurements of the order book every 5 seconds.

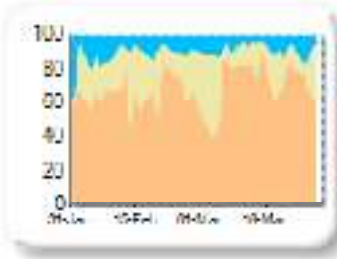
Market Share

Rank	Venue	Market Share	Change
1	XMAD	70.57%	+4.84
2	CEUX	21.24%	-1.20
3	AQEU	7.83%	-4.00
4	BATE	0.32%	+0.32
5	CHIX	0.02%	+0.02
6	AQXE	0.02%	+0.02

Volume Trend



Market Share Trend




Spreads

At touch

Rank	Venue	Spread (bps)	Change
1	XMAD	52.42	-1.85
2	AQEU	78.54	+7.33
3	CEUX	82.38	+1.13

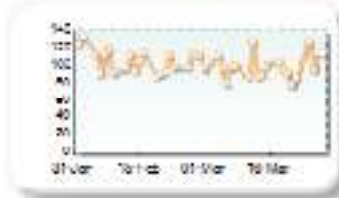
Monthly Spread Trend



25k EUR deal

Rank	Venue	Spread (bps)	Change
1	XMAD	98.65	-7.15

Monthly Spread Trend




Book Depths

10BPS Depth (top of book)

Rank	Venue	Depth (1K EUR)	Change
1	XMAD	1.0	+0.2
2	CEUX	0.1	0.0
3	AQEU	0.0	0.0

Monthly Depth Trend



50BPS Depth (deeper into book)

Rank	Venue	Depth (1K EUR)	Change
1	XMAD	38.3	+6.2
2	CEUX	5.4	+1.3
3	AQEU	4.0	-0.7

Monthly Depth Trend




Best Prices

At touch

Rank	Venue	Best Price (%)	Change
1	XMAD	23.21	+14.31
2	CEUX	3.36	+1.93
3	AQEU	1.25	-4.41
4	CHIX	0.00	+0.00
5	BATE	0.00	+0.00
6	AQXE	0.00	+0.00

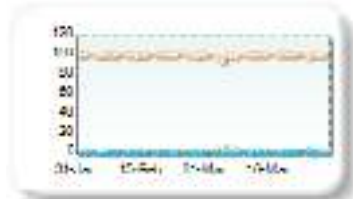
Best Prices Trend



25k EUR deal

Rank	Venue	Best Price (%)	Change
1	XMAD	99.15	-0.48
2	CEUX	0.61	+0.40
3	AQEU	0.19	+0.07
4	CHIX	0.00	+0.00
5	BATE	0.00	+0.00
6	AQXE	0.00	+0.00

Best Prices Trend



Market share is based on on-book value traded during continuous trading. The share is calculated by averaging over all stocks in the index. The current value shown is for last week and the change is relative to the previous week.

Spreads measure the bid to offer spread of the best visible orders in the book. The result is averaged over the stocks in the index and is based on measurements of the order books every 30 seconds. The value for the spread is quoted in basis points (0.01%).

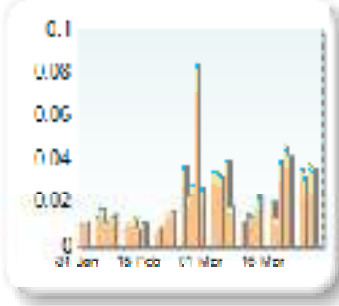
Market depth measures the amount of visible liquidity (bids and offers) in the order book within 10 or 50 BPS of mid price. The result is averaged over the stocks in the index and is based on measurements of the order book every 30 seconds. This is quoted in '000s of EUR.

Best Price % measures how often each venue posts an absolute best price (no ties) for stocks. The result is averaged over the stocks in the index and is based on measurements of the order book every 5 seconds.

Market Share

Rank	Venue	Market Share	Change
1	XMAD	75.36%	-1.05
2	CEUX	17.06%	+1.18
3	AQEU	5.02%	+0.16
4	TQEX	2.30%	-0.52
5	BATE	0.28%	+0.24

Volume Trend



Market Share Trend




Market share is based on on-book value traded during continuous trading. The share is calculated by averaging over all stocks in the index. The current value shown is for last week and the change is relative to the previous week.

Spreads

At touch

Rank	Venue	Spread (bps)	Change
1	XMAD	16.63	-3.41
2	CEUX	21.78	-8.57
3	AQEU	33.01	-4.73
4	TQEX	41.81	-12.30

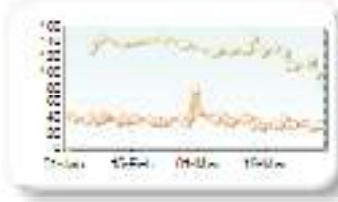
Monthly Spread Trend



25k EUR deal

Rank	Venue	Spread (bps)	Change
1	XMAD	35.72	-5.02
2	CEUX	127.66	-32.00

Monthly Spread Trend



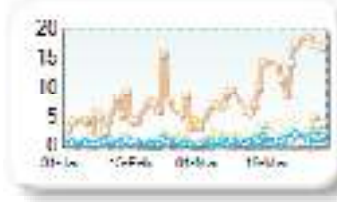
Spreads measure the bid to offer spread of the best visible orders in the book. The result is averaged over the stocks in the index and is based on measurements of the order books every 30 seconds. The value for the spread is quoted in basis points (0.01%).

Book Depths

10BPS Depth (top of book)

Rank	Venue	Depth (1K EUR)	Change
1	XMAD	11.0	+5.1
2	CEUX	2.4	+1.2
3	AQEU	1.1	+0.4
4	TQEX	0.3	+0.2

Monthly Depth Trend



50BPS Depth (deeper into book)

Rank	Venue	Depth (1K EUR)	Change
1	XMAD	232.0	+39.8
2	CEUX	20.4	+6.3
3	AQEU	14.1	-0.6
4	TQEX	8.9	+2.8

Monthly Depth Trend



Market depth measures the amount of visible liquidity (bids and offers) in the order book within 10 or 50 BPS of mid price. The result is averaged over the stocks in the index and is based on measurements of the order book every 30 seconds. This is quoted in '000s of EUR.

Best Prices

At touch

Rank	Venue	Best Price (%)	Change
1	XMAD	12.94	-4.50
2	CEUX	2.90	+1.29
3	AQEU	1.03	-1.91
4	TQEX	0.16	+0.01
5	BATE	0.00	+0.00


Best Prices Trend



25k EUR deal

Rank	Venue	Best Price (%)	Change
1	XMAD	99.75	+0.13
2	CEUX	0.21	-0.08
3	BATE	0.00	+0.00
4	TQEX	0.00	+0.00
5	AQEU	0.00	0.00

Best Prices Trend

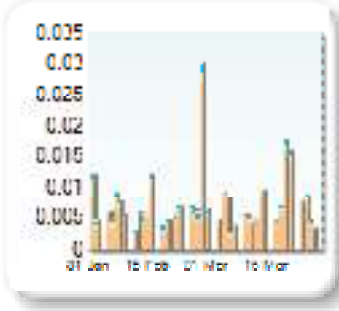


Best Price % measures how often each venue posts an absolute best price (no ties) for stocks. The result is averaged over the stocks in the index and is based on measurements of the order book every 5 seconds.

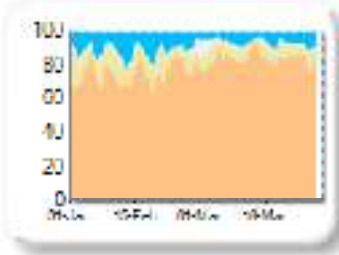
Market Share

Rank	Venue	Market Share	Change
1	XMAD	84.75%	+7.04
2	CEUX	7.77%	-4.05
3	AQEU	5.84%	-3.07
4	TQEX	1.65%	+0.11

Volume Trend



Market Share Trend




Market share is based on on-book value traded during continuous trading. The share is calculated by averaging over all stocks in the index. The current value shown is for last week and the change is relative to the previous week.

Spreads

At touch

Rank	Venue	Spread (bps)	Change
1	XMAD	37.42	+1.68
2	AQEU	51.71	+7.85
3	CEUX	69.17	+18.05
4	TQEX	123.25	+26.32

Monthly Spread Trend



25k EUR deal

Rank	Venue	Spread (bps)	Change
1	XMAD	73.41	-1.50
2	CEUX	276.11	-4.33

Monthly Spread Trend



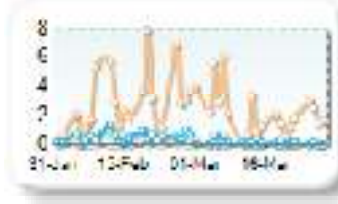
Spreads measure the bid to offer spread of the best visible orders in the book. The result is averaged over the stocks in the index and is based on measurements of the order books every 30 seconds. The value for the spread is quoted in basis points (0.01%).

Book Depths

10BPS Depth (top of book)

Rank	Venue	Depth (1K EUR)	Change
1	XMAD	2.2	-0.5
2	AQEU	0.2	-0.4
3	CEUX	0.1	-0.3
4	TQEX	0.0	0.0


Monthly Depth Trend



50BPS Depth (deeper into book)

Rank	Venue	Depth (1K EUR)	Change
1	XMAD	64.8	-0.9
2	AQEU	8.0	-1.0
3	CEUX	5.0	-2.2
4	TQEX	1.7	-1.0

Monthly Depth Trend




Market depth measures the amount of visible liquidity (bids and offers) in the order book within 10 or 50 BPS of mid price. The result is averaged over the stocks in the index and is based on measurements of the order book every 30 seconds. This is quoted in '000s of EUR.

Best Prices

At touch

Rank	Venue	Best Price (%)	Change
1	XMAD	18.27	+6.04
2	AQEU	3.13	-0.03
3	CEUX	1.11	-0.05
4	TQEX	0.08	-0.01
5	BATE	0.00	+0.00


Best Prices Trend



25k EUR deal

Rank	Venue	Best Price (%)	Change
1	XMAD	99.12	-0.71
2	AQEU	0.80	+0.79
3	CEUX	0.00	-0.01
4	BATE	0.00	+0.00
5	TQEX	0.00	+0.00

Best Prices Trend

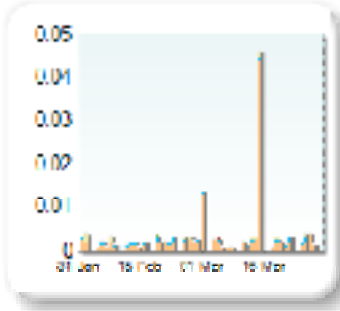


Best Price % measures how often each venue posts an absolute best price (no ties) for stocks. The result is averaged over the stocks in the index and is based on measurements of the order book every 5 seconds.

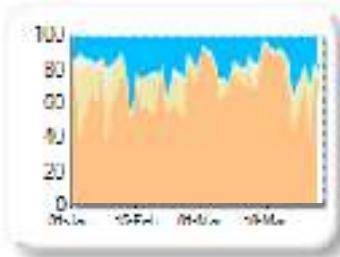
Market Share

Rank	Venue	Market Share	Change
1	XMAD	84.64%	+22.11
2	AQEU	7.95%	-10.60
3	CEUX	6.16%	-9.49
4	TQEX	1.22%	-2.02
5	CHIX	0.03%	+0.03

Volume Trend



Market Share Trend




Spreads

At touch

Rank	Venue	Spread (bps)	Change
1	XMAD	75.23	+1.18
2	AQEU	79.43	+7.57
3	CEUX	141.91	+17.41
4	TQEX	199.77	+22.93

Monthly Spread Trend



25k EUR deal

Rank	Venue	Spread (bps)	Change
1	XMAD	150.23	-8.61

Monthly Spread Trend




Book Depths

10BPS Depth (top of book)

Rank	Venue	Depth (1K EUR)	Change
1	XMAD	0.4	-0.1
2	AQEU	0.1	-0.1
3	CEUX	0.0	0.0
4	TQEX	0.0	+0.0

Monthly Depth Trend



50BPS Depth (deeper into book)

Rank	Venue	Depth (1K EUR)	Change
1	XMAD	13.5	+1.6
2	AQEU	3.5	-1.2
3	CEUX	1.3	-0.1
4	TQEX	0.6	-0.2

Monthly Depth Trend



Best Prices

At touch

Rank	Venue	Best Price (%)	Change
1	XMAD	14.58	+10.62
2	AQEU	7.32	+2.80
3	CEUX	1.92	+2.66
4	TQEX	0.30	+0.16
5	CHIX	0.00	+0.00
6	BATE	0.00	+0.00


Best Prices Trend



25k EUR deal

Rank	Venue	Best Price (%)	Change
1	XMAD	99.78	+0.61
2	AQEU	0.17	-0.42
3	CHIX	0.00	+0.00
4	BATE	0.00	+0.00
5	CEUX	0.00	+0.00
6	TQEX	0.00	+0.00

Best Prices Trend



Market share is based on on-book value traded during continuous trading. The share is calculated by averaging over all stocks in the index. The current value shown is for last week and the change is relative to the previous week.

Spreads measure the bid to offer spread of the best visible orders in the book. The result is averaged over the stocks in the index and is based on measurements of the order books every 30 seconds. The value for the spread is quoted in basis points (0.01%).

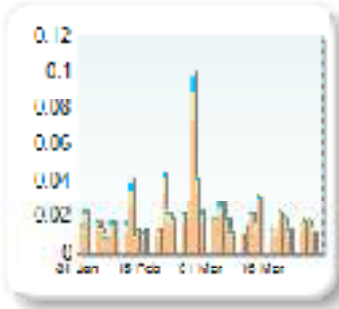
Market depth measures the amount of visible liquidity (bids and offers) in the order book within 10 or 50 BPS of mid price. The result is averaged over the stocks in the index and is based on measurements of the order book every 30 seconds. This is quoted in '000s of EUR.

Best Price % measures how often each venue posts an absolute best price (no ties) for stocks. The result is averaged over the stocks in the index and is based on measurements of the order book every 5 seconds.

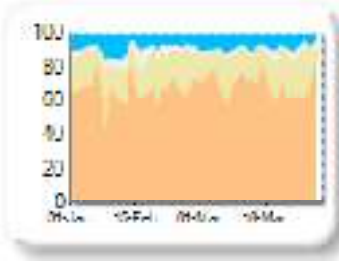
Market Share

Rank	Venue	Market Share	Change
1	XMAD	70.52%	+3.00
2	CEUX	18.70%	-1.22
3	AQEU	8.16%	+0.05
4	TQEX	2.32%	-2.13
5	BATE	0.24%	+0.24
6	CHIX	0.04%	+0.04
7	TRQX	0.02%	+0.02

Volume Trend



Market Share Trend




Market share is based on on-book value traded during continuous trading. The share is calculated by averaging over all stocks in the index. The current value shown is for last week and the change is relative to the previous week.

Spreads

At touch

Rank	Venue	Spread (bps)	Change
1	XMAD	19.30	-0.61
2	CEUX	25.84	-0.81
3	AQEU	28.89	-0.95
4	TQEX	45.13	-1.90

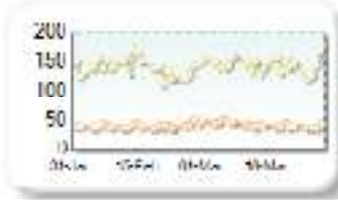
Monthly Spread Trend



25k EUR deal

Rank	Venue	Spread (bps)	Change
1	XMAD	41.05	+2.11
2	CEUX	141.78	+2.37

Monthly Spread Trend




Spreads measure the bid to offer spread of the best visible orders in the book. The result is averaged over the stocks in the index and is based on measurements of the order books every 30 seconds. The value for the spread is quoted in basis points (0.01%).

Book Depths

10BPS Depth (top of book)

Rank	Venue	Depth (1K EUR)	Change
1	XMAD	5.7	-3.4
2	CEUX	1.4	-0.9
3	AQEU	0.9	-0.7
4	TQEX	0.1	-0.2


Monthly Depth Trend



50BPS Depth (deeper into book)

Rank	Venue	Depth (1K EUR)	Change
1	XMAD	223.0	-13.9
2	AQEU	18.6	+4.0
3	CEUX	15.0	+0.4
4	TQEX	7.4	+0.4
5	BATE	0.6	+0.1

Monthly Depth Trend




Market depth measures the amount of visible liquidity (bids and offers) in the order book within 10 or 50 BPS of mid price. The result is averaged over the stocks in the index and is based on measurements of the order book every 30 seconds. This is quoted in '000s of EUR.

Best Prices

At touch

Rank	Venue	Best Price (%)	Change
1	XMAD	10.22	+0.07
2	CEUX	2.92	+0.44
3	AQEU	2.11	+0.09
4	TQEX	0.37	-0.12
5	BATE	0.00	+0.00
6	CHIX	0.00	+0.00
7	TRQX	0.00	+0.00

Best Prices Trend



25k EUR deal

Rank	Venue	Best Price (%)	Change
1	XMAD	99.67	+0.21
2	AQEU	0.19	+0.14
3	CEUX	0.09	-0.27
4	CHIX	0.00	+0.00
5	TRQX	0.00	+0.00
6	BATE	0.00	+0.00
7	TQEX	0.00	-0.04

Best Prices Trend

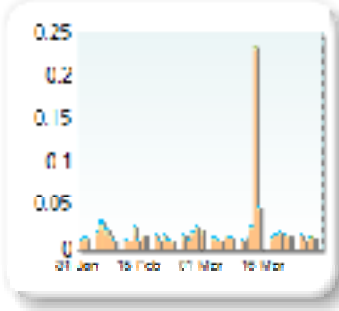


Best Price % measures how often each venue posts an absolute best price (no ties) for stocks. The result is averaged over the stocks in the index and is based on measurements of the order book every 5 seconds.

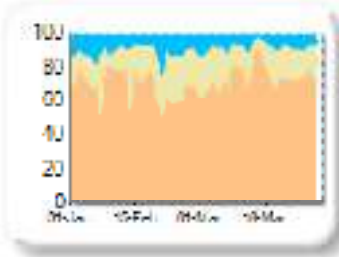
Market Share

Rank	Venue	Market Share	Change
1	XMAD	84.57%	+16.79
2	CEUX	10.71%	-10.43
3	AQEU	4.72%	-6.37
4	BATE	0.00%	+0.00

Volume Trend



Market Share Trend




Market share is based on on-book value traded during continuous trading. The share is calculated by averaging over all stocks in the index. The current value shown is for last week and the change is relative to the previous week.

Spreads

At touch

Rank	Venue	Spread (bps)	Change
1	XMAD	46.51	-3.37
2	CEUX	61.40	-7.85
3	AQEU	65.11	-6.72


Monthly Spread Trend



25k EUR deal

Rank	Venue	Spread (bps)	Change
1	XMAD	80.49	-6.08

Monthly Spread Trend




Spreads measure the bid to offer spread of the best visible orders in the book. The result is averaged over the stocks in the index and is based on measurements of the order books every 30 seconds. The value for the spread is quoted in basis points (0.01%).

Book Depths

10BPS Depth (top of book)

Rank	Venue	Depth (1K EUR)	Change
1	XMAD	0.9	+0.3
2	CEUX	0.1	0.0
3	AQEU	0.0	0.0


Monthly Depth Trend



50BPS Depth (deeper into book)

Rank	Venue	Depth (1K EUR)	Change
1	XMAD	58.5	+8.3
2	CEUX	6.3	+0.7
3	AQEU	5.6	-4.9

Monthly Depth Trend




Market depth measures the amount of visible liquidity (bids and offers) in the order book within 10 or 50 BPS of mid price. The result is averaged over the stocks in the index and is based on measurements of the order book every 30 seconds. This is quoted in '000s of EUR.

Best Prices

At touch

Rank	Venue	Best Price (%)	Change
1	XMAD	17.18	+1.37
2	CEUX	3.14	-2.34
3	AQEU	1.36	-5.60
4	BATE	0.00	+0.00

Best Prices Trend



25k EUR deal

Rank	Venue	Best Price (%)	Change
1	XMAD	99.25	+0.44
2	AQEU	0.20	-0.68
3	CEUX	0.14	-0.05
4	BATE	0.00	+0.00

Best Prices Trend



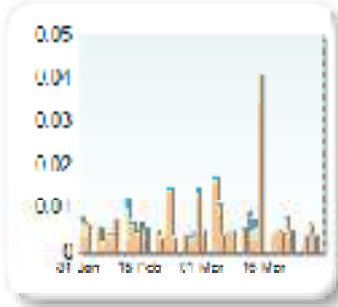
Best Price % measures how often each venue posts an absolute best price (no ties) for stocks. The result is averaged over the stocks in the index and is based on measurements of the order book every 5 seconds.

Linea Directa Aseguradora SA Cia de Seguros y Rea

Market Share

Rank	Venue	Market Share	Change
1	XMAD	73.43%	+12.57
2	CEUX	18.46%	-5.19
3	AQEU	5.65%	-2.77
4	TRQX	1.17%	+1.17
5	TQEX	1.10%	-5.98
6	BATE	0.19%	+0.19

Volume Trend



Market Share Trend




Spreads

At touch

Rank	Venue	Spread (bps)	Change
1	XMAD	30.60	-9.32
2	CEUX	48.05	-12.98
3	AQEU	57.37	+4.17
4	TQEX	112.50	-23.05

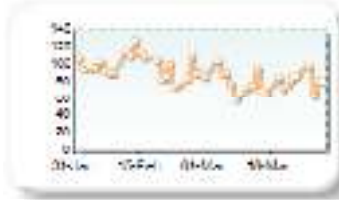
Monthly Spread Trend



25k EUR deal

Rank	Venue	Spread (bps)	Change
1	XMAD	80.50	-18.22
2	CEUX	368.12	+13.26

Monthly Spread Trend




Book Depths

10BPS Depth (top of book)

Rank	Venue	Depth (1K EUR)	Change
1	XMAD	1.0	+0.4
2	CEUX	0.3	+0.2
3	AQEU	0.1	+0.0

Monthly Depth Trend



50BPS Depth (deeper into book)

Rank	Venue	Depth (1K EUR)	Change
1	XMAD	50.9	+18.7
2	CEUX	5.7	+1.7
3	AQEU	4.0	-0.9
4	TQEX	2.3	+0.8

Monthly Depth Trend



Best Prices

At touch

Rank	Venue	Best Price (%)	Change
1	XMAD	19.03	+3.17
2	CEUX	5.61	+3.24
3	AQEU	3.08	-2.17
4	TQEX	0.17	+0.19
5	TRQX	0.00	+0.00
6	BATE	0.00	+0.00


Best Prices Trend



25k EUR deal

Rank	Venue	Best Price (%)	Change
1	XMAD	99.57	-0.39
2	AQEU	0.20	+0.20
3	CEUX	0.18	+0.18
4	TRQX	0.00	+0.00
5	BATE	0.00	+0.00
6	TQEX	0.00	+0.00

Best Prices Trend



Market share is based on on-book value traded during continuous trading. The share is calculated by averaging over all stocks in the index. The current value shown is for last week and the change is relative to the previous week.

Spreads measure the bid to offer spread of the best visible orders in the book. The result is averaged over the stocks in the index and is based on measurements of the order books every 30 seconds. The value for the spread is quoted in basis points (0.01%).

Market depth measures the amount of visible liquidity (bids and offers) in the order book within 10 or 50 BPS of mid price. The result is averaged over the stocks in the index and is based on measurements of the order book every 30 seconds. This is quoted in '000s of EUR.

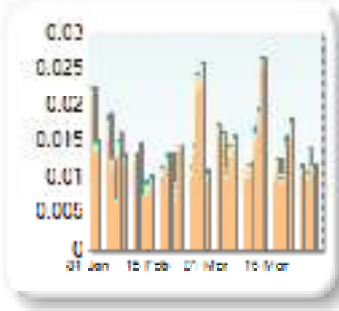
Best Price % measures how often each venue posts an absolute best price (no ties) for stocks. The result is averaged over the stocks in the index and is based on measurements of the order book every 5 seconds.

PHARMA MAR SA PHARMA MAR ORD SHS

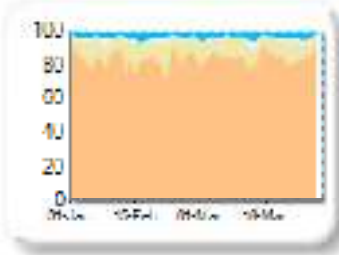
Market Share

Rank	Venue	Market Share	Change
1	XMAD	84.77%	+0.69
2	CEUX	9.73%	-1.23
3	AQEU	3.41%	+0.29
4	TQEX	2.09%	+0.24

Volume Trend



Market Share Trend




Market share is based on on-book value traded during continuous trading. The share is calculated by averaging over all stocks in the index. The current value shown is for last week and the change is relative to the previous week.

Spreads

At touch

Rank	Venue	Spread (bps)	Change
1	XMAD	32.03	-7.51
2	CEUX	51.09	-13.32
3	AQEU	70.43	-3.80
4	TQEX	78.09	-18.23

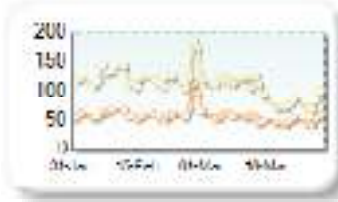
Monthly Spread Trend



25k EUR deal

Rank	Venue	Spread (bps)	Change
1	XMAD	51.50	-10.63
2	CEUX	96.59	-28.06

Monthly Spread Trend




Spreads measure the bid to offer spread of the best visible orders in the book. The result is averaged over the stocks in the index and is based on measurements of the order books every 30 seconds. The value for the spread is quoted in basis points (0.01%).

Book Depths

10BPS Depth (top of book)

Rank	Venue	Depth (1K EUR)	Change
1	XMAD	0.9	+0.2
2	CEUX	0.1	0.0
3	AQEU	0.0	+0.0
4	TQEX	0.0	+0.0


Monthly Depth Trend



50BPS Depth (deeper into book)

Rank	Venue	Depth (1K EUR)	Change
1	XMAD	141.9	+18.3
2	CEUX	33.0	+16.2
3	AQEU	4.0	-3.1
4	TQEX	3.5	+1.0

Monthly Depth Trend



Market depth measures the amount of visible liquidity (bids and offers) in the order book within 10 or 50 BPS of mid price. The result is averaged over the stocks in the index and is based on measurements of the order book every 30 seconds. This is quoted in '000s of EUR.

Best Prices

At touch

Rank	Venue	Best Price (%)	Change
1	XMAD	26.09	+0.09
2	CEUX	2.71	-1.16
3	AQEU	1.28	-2.53
4	TQEX	0.26	-0.18

Best Prices Trend



25k EUR deal

Rank	Venue	Best Price (%)	Change
1	XMAD	97.81	-1.75
2	CEUX	2.16	+1.80
3	TQEX	0.00	+0.00
4	AQEU	0.00	0.00

Best Prices Trend

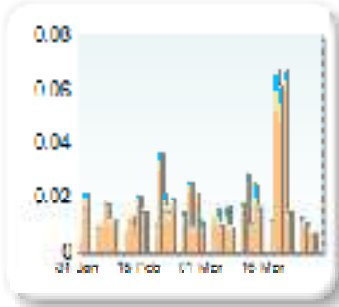


Best Price % measures how often each venue posts an absolute best price (no ties) for stocks. The result is averaged over the stocks in the index and is based on measurements of the order book every 5 seconds.

Market Share

Rank	Venue	Market Share	Change
1	XMAD	75.62%	-0.52
2	CEUX	11.73%	-1.44
3	AQEU	9.85%	+1.03
4	TQEX	2.69%	+0.80
5	BATE	0.11%	+0.11
6	CHIX	0.01%	+0.01

Volume Trend



Market Share Trend




Market share is based on on-book value traded during continuous trading. The share is calculated by averaging over all stocks in the index. The current value shown is for last week and the change is relative to the previous week.

Spreads

At touch

Rank	Venue	Spread (bps)	Change
1	XMAD	24.05	+7.73
2	AQEU	28.73	+7.29
3	CEUX	33.31	+11.06
4	TQEX	54.78	+18.05


Monthly Spread Trend



25k EUR deal

Rank	Venue	Spread (bps)	Change
1	XMAD	37.45	+13.84
2	CEUX	228.82	+28.43

Monthly Spread Trend




Spreads measure the bid to offer spread of the best visible orders in the book. The result is averaged over the stocks in the index and is based on measurements of the order books every 30 seconds. The value for the spread is quoted in basis points (0.01%).

Book Depths

10BPS Depth (top of book)

Rank	Venue	Depth (1K EUR)	Change
1	XMAD	15.1	-18.4
2	AQEU	3.3	-2.0
3	CEUX	2.2	-1.0
4	TQEX	0.2	-0.1

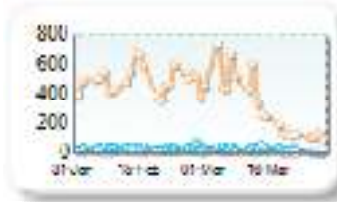
Monthly Depth Trend



50BPS Depth (deeper into book)

Rank	Venue	Depth (1K EUR)	Change
1	XMAD	307.7	-185.3
2	AQEU	24.1	-5.2
3	CEUX	19.5	-8.8
4	TQEX	7.9	-2.3

Monthly Depth Trend



Market depth measures the amount of visible liquidity (bids and offers) in the order book within 10 or 50 BPS of mid price. The result is averaged over the stocks in the index and is based on measurements of the order book every 30 seconds. This is quoted in '000s of EUR.

Best Prices

At touch

Rank	Venue	Best Price (%)	Change
1	XMAD	7.04	-0.23
2	AQEU	2.69	+0.84
3	CEUX	0.77	+0.40
4	TQEX	0.06	-0.01
5	CHIX	0.00	+0.00
6	BATE	0.00	+0.00


Best Prices Trend



25k EUR deal

Rank	Venue	Best Price (%)	Change
1	XMAD	97.77	+1.53
2	CEUX	1.10	+0.07
3	AQEU	0.64	-1.47
4	CHIX	0.00	+0.00
5	BATE	0.00	+0.00
6	TQEX	0.00	+0.00

Best Prices Trend

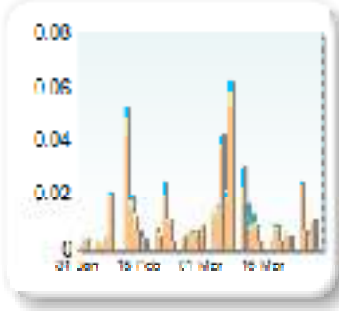


Best Price % measures how often each venue posts an absolute best price (no ties) for stocks. The result is averaged over the stocks in the index and is based on measurements of the order book every 5 seconds.

Market Share

Rank	Venue	Market Share	Change
1	XMAD	78.08%	-0.12
2	AQEU	10.45%	+1.24
3	CEUX	9.74%	-1.20
4	TQEX	1.73%	+0.09

Volume Trend



Market Share Trend




Market share is based on on-book value traded during continuous trading. The share is calculated by averaging over all stocks in the index. The current value shown is for last week and the change is relative to the previous week.

Spreads

At touch

Rank	Venue	Spread (bps)	Change
1	XMAD	40.28	-1.73
2	AQEU	57.55	-1.55
3	CEUX	81.69	-21.22
4	TQEX	118.05	-18.05

Monthly Spread Trend



25k EUR deal

Rank	Venue	Spread (bps)	Change
1	XMAD	73.97	-12.22

Monthly Spread Trend



Spreads measure the bid to offer spread of the best visible orders in the book. The result is averaged over the stocks in the index and is based on measurements of the order books every 30 seconds. The value for the spread is quoted in basis points (0.01%).

Book Depths

10BPS Depth (top of book)

Rank	Venue	Depth (1K EUR)	Change
1	XMAD	1.5	+0.8
2	AQEU	0.3	+0.1
3	CEUX	0.3	+0.0
4	TQEX	0.0	+0.0


Monthly Depth Trend



50BPS Depth (deeper into book)

Rank	Venue	Depth (1K EUR)	Change
1	XMAD	81.7	+33.4
2	AQEU	11.3	+2.6
3	CEUX	6.6	-1.5
4	TQEX	2.5	+0.8

Monthly Depth Trend




Market depth measures the amount of visible liquidity (bids and offers) in the order book within 10 or 50 BPS of mid price. The result is averaged over the stocks in the index and is based on measurements of the order book every 30 seconds. This is quoted in '000s of EUR.

Best Prices

At touch

Rank	Venue	Best Price (%)	Change
1	XMAD	25.21	-2.21
2	AQEU	4.51	-5.03
3	CEUX	1.31	-0.64
4	TQEX	0.14	-0.45

Best Prices Trend



25k EUR deal

Rank	Venue	Best Price (%)	Change
1	XMAD	95.82	+4.81
2	AQEU	3.47	+2.68
3	CEUX	0.36	-2.55
4	TQEX	0.00	-0.01

Best Prices Trend

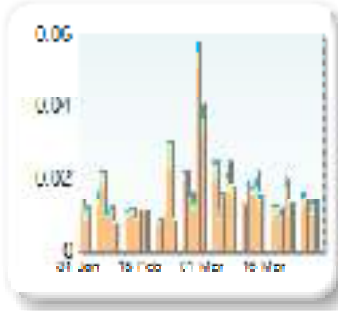


Best Price % measures how often each venue posts an absolute best price (no ties) for stocks. The result is averaged over the stocks in the index and is based on measurements of the order book every 5 seconds.

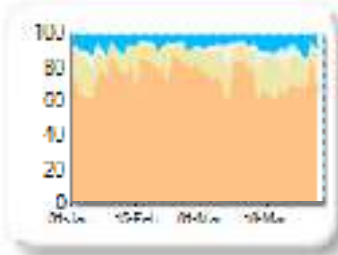
Market Share

Rank	Venue	Market Share	Change
1	XMAD	72.44%	-6.22
2	CEUX	15.25%	+2.19
3	AQEU	7.14%	+0.61
4	TQEX	5.17%	+3.42
5	BATE	0.00%	+0.00

Volume Trend



Market Share Trend




Market share is based on on-book value traded during continuous trading. The share is calculated by averaging over all stocks in the index. The current value shown is for last week and the change is relative to the previous week.

Spreads

At touch

Rank	Venue	Spread (bps)	Change
1	XMAD	21.97	-1.69
2	CEUX	31.71	-7.15
3	AQEU	38.08	+0.47
4	TQEX	59.82	-13.00

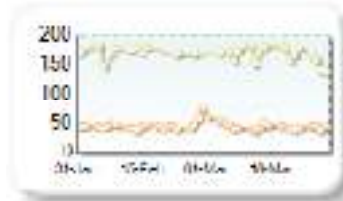
Monthly Spread Trend



25k EUR deal

Rank	Venue	Spread (bps)	Change
1	XMAD	43.08	-1.51
2	CEUX	169.52	-11.49

Monthly Spread Trend




Spreads measure the bid to offer spread of the best visible orders in the book. The result is averaged over the stocks in the index and is based on measurements of the order books every 30 seconds. The value for the spread is quoted in basis points (0.01%).

Book Depths

10BPS Depth (top of book)

Rank	Venue	Depth (1K EUR)	Change
1	XMAD	4.8	-1.3
2	CEUX	0.7	0.0
3	AQEU	0.4	-0.3
4	TQEX	0.1	0.0


Monthly Depth Trend



50BPS Depth (deeper into book)

Rank	Venue	Depth (1K EUR)	Change
1	XMAD	159.6	-1.6
2	CEUX	13.1	+2.9
3	AQEU	9.5	-1.0
4	TQEX	6.2	+1.2

Monthly Depth Trend




Market depth measures the amount of visible liquidity (bids and offers) in the order book within 10 or 50 BPS of mid price. The result is averaged over the stocks in the index and is based on measurements of the order book every 30 seconds. This is quoted in '000s of EUR.

Best Prices

At touch

Rank	Venue	Best Price (%)	Change
1	XMAD	16.52	-2.57
2	CEUX	3.12	-0.06
3	AQEU	1.05	-1.24
4	TQEX	0.14	-0.29
5	BATE	0.00	+0.00


Best Prices Trend



25k EUR deal

Rank	Venue	Best Price (%)	Change
1	XMAD	99.79	-0.10
2	CEUX	0.08	+0.07
3	TQEX	0.07	+0.07
4	AQEU	0.02	+0.01
5	BATE	0.00	+0.00

Best Prices Trend

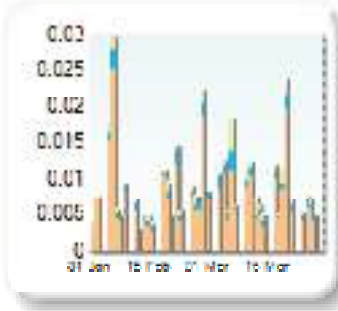


Best Price % measures how often each venue posts an absolute best price (no ties) for stocks. The result is averaged over the stocks in the index and is based on measurements of the order book every 5 seconds.

Market Share

Rank	Venue	Market Share	Change
1	XMAD	77.26%	-4.47
2	AQEU	10.00%	+0.68
3	CEUX	9.85%	+2.40
4	TQEX	2.86%	+1.38
5	BATE	0.03%	+0.01

Volume Trend



Market Share Trend



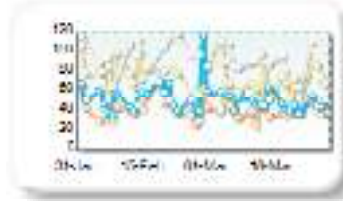
Market share is based on on-book value traded during continuous trading. The share is calculated by averaging over all stocks in the index. The current value shown is for last week and the change is relative to the previous week.

Spreads

At touch

Rank	Venue	Spread (bps)	Change
1	XMAD	38.10	-3.86
2	AQEU	47.86	-5.50
3	CEUX	69.13	-17.56
4	TQEX	107.68	-12.24


Monthly Spread Trend



25k EUR deal

Rank	Venue	Spread (bps)	Change
1	XMAD	73.34	-17.87

Monthly Spread Trend



Spreads measure the bid to offer spread of the best visible orders in the book. The result is averaged over the stocks in the index and is based on measurements of the order books every 30 seconds. The value for the spread is quoted in basis points (0.01%).

Book Depths

10BPS Depth (top of book)

Rank	Venue	Depth (1K EUR)	Change
1	XMAD	2.1	0.0
2	CEUX	0.3	+0.2
3	AQEU	0.3	0.0
4	TQEX	0.1	+0.0

Monthly Depth Trend



50BPS Depth (deeper into book)

Rank	Venue	Depth (1K EUR)	Change
1	XMAD	66.3	+20.3
2	AQEU	7.0	+0.2
3	CEUX	5.1	+2.2
4	TQEX	2.4	+0.8

Monthly Depth Trend



Market depth measures the amount of visible liquidity (bids and offers) in the order book within 10 or 50 BPS of mid price. The result is averaged over the stocks in the index and is based on measurements of the order book every 30 seconds. This is quoted in '000s of EUR.

Best Prices

At touch

Rank	Venue	Best Price (%)	Change
1	XMAD	13.52	+4.08
2	AQEU	3.66	-2.98
3	CEUX	1.30	+0.58
4	TQEX	0.14	-0.07
5	BATE	0.00	+0.00


Best Prices Trend



25k EUR deal

Rank	Venue	Best Price (%)	Change
1	XMAD	99.64	-0.01
2	AQEU	0.11	-0.15
3	CEUX	0.04	+0.04
4	BATE	0.00	+0.00
5	TQEX	0.00	+0.00

Best Prices Trend



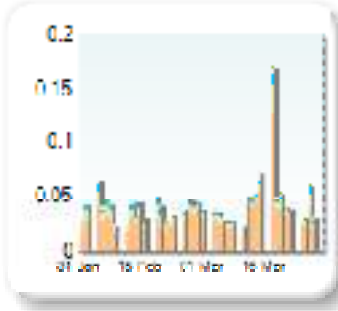
Best Price % measures how often each venue posts an absolute best price (no ties) for stocks. The result is averaged over the stocks in the index and is based on measurements of the order book every 5 seconds.

VIDRALA SA VIDRALA ORD SHS

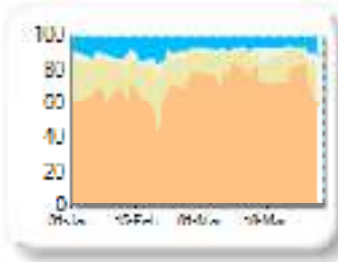
Market Share

Rank	Venue	Market Share	Change
1	XMAD	74.84%	+8.28
2	CEUX	13.87%	-5.41
3	AQEU	7.06%	-3.09
4	TQEX	4.05%	+0.05
5	BATE	0.17%	+0.17

Volume Trend



Market Share Trend



Market share is based on on-book value traded during continuous trading. The share is calculated by averaging over all stocks in the index. The current value shown is for last week and the change is relative to the previous week.

Spreads

At touch

Rank	Venue	Spread (bps)	Change
1	XMAD	24.18	-0.34
2	CEUX	30.23	+2.06
3	AQEU	36.48	+5.42
4	TQEX	43.94	+2.46

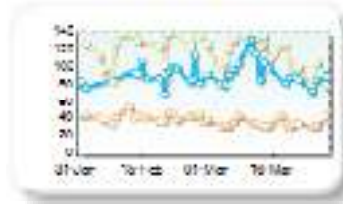
Monthly Spread Trend



25k EUR deal

Rank	Venue	Spread (bps)	Change
1	XMAD	34.30	-7.02
2	TQEX	82.86	n/a
3	AQEU	92.90	+1.99
4	CEUX	120.07	-18.82

Monthly Spread Trend



Spreads measure the bid to offer spread of the best visible orders in the book. The result is averaged over the stocks in the index and is based on measurements of the order books every 30 seconds. The value for the spread is quoted in basis points (0.01%).

Book Depths

10BPS Depth (top of book)

Rank	Venue	Depth (1K EUR)	Change
1	XMAD	5.7	+2.9
2	CEUX	0.9	-0.1
3	AQEU	0.4	-0.2
4	TQEX	0.2	-0.1

Monthly Depth Trend



50BPS Depth (deeper into book)

Rank	Venue	Depth (1K EUR)	Change
1	XMAD	461.0	+200.2
2	CEUX	33.8	+4.7
3	AQEU	31.9	-0.4
4	TQEX	19.2	+3.4

Monthly Depth Trend




Market depth measures the amount of visible liquidity (bids and offers) in the order book within 10 or 50 BPS of mid price. The result is averaged over the stocks in the index and is based on measurements of the order book every 30 seconds. This is quoted in '000s of EUR.

Best Prices

At touch

Rank	Venue	Best Price (%)	Change
1	XMAD	9.63	+4.59
2	CEUX	2.10	+0.51
3	AQEU	0.70	-1.24
4	TQEX	0.42	+0.35
5	BATE	0.00	+0.00


Best Prices Trend



25k EUR deal

Rank	Venue	Best Price (%)	Change
1	XMAD	96.61	+0.53
2	CEUX	2.08	-0.09
3	AQEU	0.46	-0.85
4	TQEX	0.29	-0.08
5	BATE	0.00	+0.00

Best Prices Trend

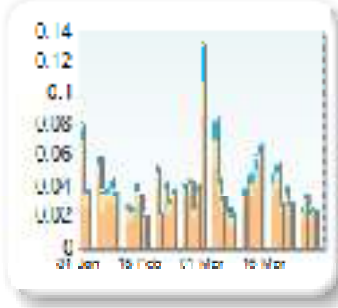


Best Price % measures how often each venue posts an absolute best price (no ties) for stocks. The result is averaged over the stocks in the index and is based on measurements of the order book every 5 seconds.

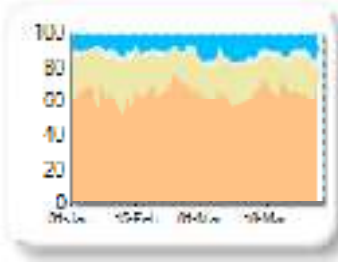
Market Share

Rank	Venue	Market Share	Change
1	XMAD	65.29%	-0.86
2	CEUX	19.01%	-3.16
3	AQEU	12.32%	+3.66
4	TQEX	3.21%	+0.21
5	BATE	0.18%	+0.15

Volume Trend



Market Share Trend




Market share is based on on-book value traded during continuous trading. The share is calculated by averaging over all stocks in the index. The current value shown is for last week and the change is relative to the previous week.

Spreads

At touch

Rank	Venue	Spread (bps)	Change
1	XMAD	26.05	-0.78
2	AQEU	27.68	-4.71
3	CEUX	27.92	-0.75
4	TQEX	37.14	-5.44


Monthly Spread Trend



25k EUR deal

Rank	Venue	Spread (bps)	Change
1	XMAD	34.73	-1.15
2	CEUX	60.46	-1.70
3	AQEU	65.01	-9.71
4	TQEX	96.30	+1.08

Monthly Spread Trend




Spreads measure the bid to offer spread of the best visible orders in the book. The result is averaged over the stocks in the index and is based on measurements of the order books every 30 seconds. The value for the spread is quoted in basis points (0.01%).

Book Depths

10BPS Depth (top of book)

Rank	Venue	Depth (1K EUR)	Change
1	XMAD	27.7	-3.3
2	CEUX	10.2	-4.3
3	AQEU	9.7	+3.1
4	TQEX	1.6	+0.5

Monthly Depth Trend



50BPS Depth (deeper into book)

Rank	Venue	Depth (1K EUR)	Change
1	XMAD	346.9	-5.6
2	CEUX	65.6	-25.3
3	AQEU	47.7	+2.6
4	TQEX	18.6	+1.7

Monthly Depth Trend



Market depth measures the amount of visible liquidity (bids and offers) in the order book within 10 or 50 BPS of mid price. The result is averaged over the stocks in the index and is based on measurements of the order book every 30 seconds. This is quoted in '000s of EUR.

Best Prices

At touch

Rank	Venue	Best Price (%)	Change
1	XMAD	2.18	-0.76
2	AQEU	0.57	-0.16
3	CEUX	0.52	-0.47
4	TQEX	0.09	+0.10
5	BATE	0.00	+0.00


Best Prices Trend



25k EUR deal

Rank	Venue	Best Price (%)	Change
1	XMAD	78.27	+8.14
2	CEUX	9.16	+0.32
3	AQEU	3.54	+1.23
4	TQEX	0.35	+0.02
5	BATE	0.00	+0.00

Best Prices Trend



Best Price % measures how often each venue posts an absolute best price (no ties) for stocks. The result is averaged over the stocks in the index and is based on measurements of the order book every 5 seconds.